

## AUSTRIA NTX(EUR)

ISIN: **AT0000496476** WKN: -

## Overview

2024/05/24 17:50:00

Price

**1,438.88** EURDifference  -0.48% (-6.93)

## General attributes

ISIN AT0000496476

Symbol -

Country Europe

Instruments in index 30

Type of index -

Security type Index

## Market data

Open 1,445.44 EUR

High 1,446.06 EUR

Low 1,431.17 EUR

Close (prev. day) 1,445.81 EUR

Trading volume (m) -






Volume (pcs) -

## Top 5

Name 	Price	+ - (%)	Trend 
OMV PETROM...	0.706	+3.22	
RICHTER GE...	9,390.00	+1.46	
S.P.E.E.H....	136.30	+1.34	
BANCA TRAN...	31.30	+1.13	
RAIFFEISEN...	17.21	+0.82	

Intraday 1W 1M 6m 1Y 3Y

## Flop 5

Name 	Price	+ - (%)	Trend 
MOL HUNGAR...	2,800.00	-8.02	
VERBUND AG	74.00	-3.20	
OTP BANK P...	17,670.00	-1.89	










5Y



Information about previous performance does not guarantee future performance.

Source: FactSet

## Recent research

on market		
Date	Headline	Download
2024/04/26	 Global Equity Ratings	
2024/04/03	 Global Equity Ratings	
2024/03/26	 Global Strategy 2Q 2024	
2024/03/13	 Global Equity Ratings	
2024/02/22	 Global Equity Ratings	

CEZ AS	931.00	-0.96	↔
--------	--------	-------	---

OMV AG	46.64	-0.89	↔
--------	-------	-------	---

Intraday	1W	1M	6m	1Y	3Y
----------	----	----	----	----	----

#### Futures and Options

Related Futures	-
-----------------	---

Related Options	-
-----------------	---

## Details

2024/05/24 17:50:00

Price

**1,438.88** EUR

Difference

**-0.48%** (-6.93)

## General attributes

ISIN AT0000496476

Symbol -

Country Europe

Security type Index

Instruments in index 30

## Market data

Open 1,445.44 EUR

High 1,446.06 EUR

Low 1,431.17 EUR

Close (prev. day) 1,445.81 EUR

Trading volume (m) -

Volume (pcs) -

## Performance and Risk

	6m	1Y	3Y
Perf (%)	+16.59%	+29.84%	+20.91%
Perf (abs.)	+204.76	+330.70	+248.82
Beta	-	-	-
Volatility	10.91	12.97	19.81



## Price data

Ø price 5 days   Ø volume 5 days (pcs.)	1,448.73 EUR (0)
Ø price 30 days   Ø volume 30 days (pcs.)	1,409.26 EUR (0)
Ø price 100 days   Ø volume 100 days (pcs.)	1,348.51 EUR (0)
Ø price 250 days   Ø volume 250 days (pcs.)	1,248.81 EUR (0)
YTD High   date	1,461.12 EUR (2024/05/20)
YTD Low   date	1,248.77 EUR (2024/01/17)
52 Weeks High   date	1,461.12 EUR (2024/05/20)
52 Weeks Low   date	1,080.78 EUR (2023/05/31)

## Composition

Name  ISIN	Price	Diff %  Diff +/-	Performance 	Date Time	Turnover Pc.  Turnover Money 
ALLEGRO.EU SA LU2237380790	9.025	-0.94% -0.09		24/05/27 08:00:08	- -
ANDRITZ AG AT0000730007	55.20	-0.72% -0.40		24/05/24 17:35:19	56,402 3,111,414.25
BANCA TRANSILVANIA SA ROTLVAACNOR1	31.30	1.13% 0.35	█	24/05/24 16:58:16	666,403 20,979,783.45
BANK POLSKA KASA OPIEKI S... PLPEKAO00016	36.96	-2.04% -0.77		24/05/24 19:31:22	- -
BAWAG GROUP AG AT0000BAWAG2	61.55	0.16% 0.10		24/05/24 17:35:17	104,417 6,401,907.95
CD PROJEKT S.A. PLOPTTC00011	32.80	0.31% 0.10	█	24/05/27 08:01:17	10 328.00
CEZ AS CZ0005112300	931.00	-0.96% -9.00		24/05/24 16:19:19	105,647 98,371,196.50
DINO POLSKA SA PLDINPL00011	96.58	0.04% 0.04		24/05/24 21:50:07	- -
ERSTE GROUP BANK AG AT0000652011	47.13	-0.15% -0.07		24/05/24 17:35:28	544,320 25,525,759.62
EVN AG AT0000741053	29.00	0.35% 0.10	█	24/05/24 17:35:10	90,609 2,625,605.25
KGHM POLSKA MIEDZ SA PLKGHM000017	36.59	0.27% 0.10	█	24/05/24 19:31:34	- -
KOMERCNI BANKA CZ0008019106	786.00	0.77% 6.00	█	24/05/24 16:23:30	200,370 156,743,066.00
KRKA DD NPV SI0031102120	127.50	0.39% 0.50	█	24/05/24 15:02:12	3,127 396,906.00
LPP SA PLLPP0000011	4,028.00	1.36% 54.00	█	24/05/24 19:31:21	- -
MBANK SA PLBRE0000012	197.80	-% -		24/05/24 16:50:00	- -
MOL HUNGARIAN OIL & GAS P... HU0000153937	2,800.00	-8.02% -244.00		24/05/24 17:20:00	1,029,000 2,904,207,030.00
OMV AG AT0000743059	46.64	-0.89% -0.42		24/05/24 17:35:24	362,928 16,904,310.92
OMV PETROM S.A. RON0.1 ROSNPPACNOR9	0.706	3.22% 0.02	█	24/05/24 16:59:55	12,215,694 8,490,007.37
ORLEN SA PLPKN0000018	15.254	-2.16% -0.34		24/05/24 19:31:35	- -
OTP BANK PLC HU0000061726	17,670.00	-1.89% -340.00		24/05/24 17:19:59	375,559 6,665,488,900.00
PGE POLSKA GRUPA ENERGETY... PLPGER000010	11.97	-% -		24/05/24 16:50:00	- -
POWSZECHNA KASA OSZCZEDNO... PLPKO0000016	13.45	-0.15% -0.02		24/05/24 19:31:22	- -
POWSZECHNY ZAKLAD UBEZPIE... PLPZU0000011	11.86	-0.84% -0.10		24/05/24 19:30:33	- -
RAIFFEISEN BANK INTERNATI... AT0000606306	17.21	0.82% 0.14	█	24/05/24 17:35:03	256,033 4,371,291.12
RICHTER GEDEON VEGYESZETI... HU0000123096	9,390.00	1.46% 135.00	█	24/05/24 17:19:59	401,117 3,786,895,440.00

S.P.E.E.H. HIDROELECTRICA... RO4Q0Z5RO1B6	136.30	1.34% 1.80		24/05/24 16:59:40	83,528 11,318,342.70
SANTANDER BANK POLSKA SA PLBZ00000044	118.65	-0.25% -0.30		24/05/24 19:31:21	- -
VERBUND AG AT0000746409	74.00	-3.20% -2.45		24/05/24 17:35:09	120,760 8,965,994.05
VOESTALPINE AG AT0000937503	26.76	0.07% 0.02		24/05/24 17:35:11	99,766 2,665,517.18
WIENERBERGER AG AT0000831706	35.32	0.57% 0.20		24/05/24 17:35:14	257,912 9,096,419.28