

## AUSTRIA NTX(EUR)

ISIN: **AT0000496476** WKN: -

## Overview

2024/05/20 17:50:00

Price

**1,459.11** EURDifference  0.62% (9.00)

## General attributes

ISIN AT0000496476

Symbol -

Country Europe

Instruments in index 30

Type of index -

Security type Index

## Market data

Open 1,450.02 EUR

High 1,461.12 EUR

Low 1,450.02 EUR

Close (prev. day) 1,450.11 EUR

Trading volume (m) -

Volume (pcs) -

## Top 5

Name 	Price	+ - (%) 	Trend 
ANDRITZ AG	55.30	+1.94 	
VOESTALPIN...	26.60	+1.76 	
BANCA TRAN...	30.60	+1.66 	
VERBUND AG	73.20	+1.17 	
CEZ AS	920.00	+0.66 	

Intraday 1W 1M 6m 1Y 3Y

## Flop 5

Name 	Price	+ - (%) 	Trend 
RICHTER GE...	9,285.00	-1.64 	
OTP BANK P...	18,005.00	-1.53 	
OMV PETROM...	0.675	-1.17 	
RAIFFEISEN...	17.42	-0.97 	
EVN AG	29.00	-0.34 	

5Y



Information about previous performance does not guarantee future performance.

Source: FactSet

## Recent research

on market

Date	Headline	Download 
2024/04/26	 Global Equity Ratings 	
2024/04/03	 Global Equity Ratings 	
2024/03/26	 Global Strategy 2Q 2024 	
2024/03/13	 Global Equity Ratings 	
2024/02/22	 Global Equity Ratings 	

Intraday 1W 1M 6m 1Y 3Y

**Futures and Options**

Related Futures -

Related Options -

## Details

2024/05/20 17:50:00

Price

**1,459.11** EUR

Difference



0.62% (9.00)

## General attributes

ISIN AT0000496476

Symbol -

Country Europe

Security type Index

Instruments in index 30

## Market data

Open 1,450.02 EUR

High 1,461.12 EUR

Low 1,450.02 EUR

Close (prev. day) 1,450.11 EUR

Trading volume (m) -

Volume (pcs) -

## Performance and Risk

	6m	1Y	3Y
Perf (%)	+17.28%	+30.42%	+23.96%
Perf (abs.)	+213.65	+338.27	+280.30
Beta	-	-	-
Volatility	10.86	13.12	19.83































Information about previous performance does not guarantee future performance.  
Source: FactSet

## Price data

Ø price 5 days   Ø volume 5 days (pcs.)	1,441.87 EUR (0)
Ø price 30 days   Ø volume 30 days (pcs.)	1,399.03 EUR (0)
Ø price 100 days   Ø volume 100 days (pcs.)	1,340.85 EUR (0)
Ø price 250 days   Ø volume 250 days (pcs.)	1,242.51 EUR (0)
YTD High   date	1,450.63 EUR (2024/05/17)
YTD Low   date	1,248.77 EUR (2024/01/17)
52 Weeks High   date	1,450.63 EUR (2024/05/17)
52 Weeks Low   date	1,080.78 EUR (2023/05/31)

## Composition

Name  ISIN	Price	Diff %  Diff +/-	Performance 	Date Time	Turnover P.  Turnover Money 
ALLEGRO.EU SA LU2237380790	8.701	-0.14% -0.01		24/05/20 19:56:55	- -
ANDRITZ AG AT0000730007	55.30	1.94% 1.05		24/05/20 17:35:22	53,391 2,945,266.90
BANCA TRANSILVANIA SA ROTLVAACNOR1	30.60	1.66% 0.50		24/05/20 16:59:55	766,087 23,578,579.45
BANK POLSKA KASA OPIEKI S... PLPEKAO00016	37.54	0.24% 0.09		24/05/20 19:55:22	- -
BAWAG GROUP AG AT0000BAWAG2	60.15	0.00% 0.00		24/05/20 17:35:05	66,211 3,979,039.95
CD PROJEKT S.A. PLOPTTC00011	33.12	-0.42% -0.14		24/05/20 19:54:28	- -
CEZ AS CZ0005112300	920.00	0.66% 6.00		24/05/20 16:17:06	89,765 82,198,936.00
DINO POLSKA SA PLDINPL00011	96.28	1.05% 1.00		24/05/20 21:50:07	- -
ERSTE GROUP BANK AG AT0000652011	47.57	0.11% 0.05		24/05/20 17:35:21	229,323 10,897,729.09
EVN AG AT0000741053	29.00	-0.34% -0.10		24/05/20 17:35:03	43,195 1,252,846.95
KGHM POLSKA MIEDZ SA PLKGHM000017	39.58	3.45% 1.32		24/05/20 19:55:15	- -
KOMERCNI BANKA CZ0008019106	784.50	0.00% 0.00		24/05/20 16:15:26	135,436 105,991,695.00
KRKA DD NPV SI0031102120	126.50	0.40% 0.50		24/05/20 15:24:21	2,317 292,332.00
LPP SA PLLPP0000011	4,054.00	-0.73% -30.00		24/05/20 19:54:25	- -
MBANK SA PLBRE0000012	197.80	-% -		24/05/20 16:50:00	- -
MOL HUNGARIAN OIL & GAS P... HU0000153937	3,026.00	-0.13% -4.00		24/05/17 17:19:59	625,641 1,898,395,270.00
OMV AG AT0000743059	47.52	0.04% 0.02		24/05/20 17:35:21	376,112 17,915,097.20
OMV PETROM S.A. RON0.1 ROSNPPACNOR9	0.675	-1.17% -0.01		24/05/20 16:59:55	17,975,379 12,221,676.49
ORLEN SA PLPKN0000018	16.948	3.67% 0.60		24/05/20 19:55:21	30 499.74
OTP BANK PLC HU0000061726	18,005.00	-1.53% -280.00		24/05/17 17:20:00	434,461 7,839,793,305.00
PGE POLSKA GRUPA ENERGETY... PLPGER000010	11.97	-% -		24/05/20 16:50:00	- -
POWSZECHNA KASA OSZCZEDNO... PLPKO0000016	13.24	0.53% 0.07		24/05/20 19:55:31	- -
POWSZECHNY ZAKLAD UBEZPIE... PLPZU0000011	12.80	0.12% 0.02		24/05/20 19:55:51	- -
RAIFFEISEN BANK INTERNATI... AT0000606306	17.42	-0.97% -0.17		24/05/20 17:35:06	122,129 2,127,850.34
RICHTER GEDEON VEGYESZETI... HU0000123096	9,285.00	-1.64% -155.00		24/05/17 17:20:00	304,760 2,833,958,655.00

S.P.E.E.H. HIDROELECTRICA... RO4Q0Z5RO1B6	134.30	-0.07% -0.10		24/05/20 16:58:30	90,624 12,190,323.70
SANTANDER BANK POLSKA SA PLBZ00000044	116.95	-0.04% -0.05		24/05/20 19:54:37	- -
VERBUND AG AT0000746409	73.20	1.17% 0.85	█	24/05/20 17:35:19	44,604 3,267,607.35
VOESTALPINE AG AT0000937503	26.60	1.76% 0.46	█	24/05/20 17:35:25	103,757 2,758,244.62
WIENERBERGER AG AT0000831706	35.42	0.06% 0.02		24/05/20 17:35:29	137,070 4,858,755.40