

AUSTRIA NTX(EUR)

ISIN: AT0000496476 WKN: -

Overview

2024/05/22 14:18:52

Price

1,441.33 EURDifference  -0.86% (-12.50)

General attributes

ISIN AT0000496476

Symbol -

Country Europe

Instruments in index 30

Type of index -

Security type Index

Market data

Open 1,454.10 EUR

High 1,454.10 EUR

Low 1,441.27 EUR

Close (prev. day) 1,453.83 EUR

Trading volume (m) -







Volume (pcs) -

Top 5

Name 	Price	+ - (%)	Trend 
VERBUND AG	75.05	+1.78	
VOESTALPIN...	26.28	+1.43	
OMV AG	46.82	+1.18	
CEZ AS	928.50	+0.82	
BAWAG GROU...	60.30	+0.33	

Intraday 1W 1M 6m 1Y 3Y

Flop 5

Name 	Price	+ - (%)	Trend 
RICHTER GE...	9,100.00	-1.88	
OMV PETROM...	0.6785	-1.33	
KOMERCNI B...	780.00	-0.70	
ANDRITZ AG	54.80	-0.54	











5Y



Information about previous performance does not guarantee future performance.

Source: FactSet

Recent research

on market		
Date	Headline	Download
2024/04/26	 Global Equity Ratings	
2024/04/03	 Global Equity Ratings	
2024/03/26	 Global Strategy 2Q 2024	
2024/03/13	 Global Equity Ratings	
2024/02/22	 Global Equity Ratings	

EVN AG 28.90 -0.34 ↘

Intraday 1W 1M 6m 1Y 3Y

Futures and Options

Related Futures -

Related Options -

Details

2024/05/22 14:18:52

Price

1,441.33 EURDifference  -0.86% (-12.50)

General attributes

ISIN AT0000496476

Symbol -

Country Europe

Security type Index

Instruments in index 30

Market data

Open 1,454.10 EUR

High 1,454.10 EUR

Low 1,441.27 EUR

Close (prev. day) 1,453.83 EUR

Trading volume (m) -

Volume (pcs) -

Performance and Risk

	6m	1Y	3Y
Perf (%)	+17.46%	+30.11%	+22.28%
Perf (abs.)	+216.11	+336.47	+264.85
Beta	-	-	-
Volatility	10.87	13.07	19.83



Information about previous performance does not guarantee future performance.
Source: FactSet

Price data

Ø price 5 days Ø volume 5 days (pcs.)	1,449.48 EUR (0)
Ø price 30 days Ø volume 30 days (pcs.)	1,403.42 EUR (0)
Ø price 100 days Ø volume 100 days (pcs.)	1,343.75 EUR (0)
Ø price 250 days Ø volume 250 days (pcs.)	1,245.14 EUR (0)
YTD High date	1,461.12 EUR (2024/05/20)
YTD Low date	1,248.77 EUR (2024/01/17)
52 Weeks High date	1,461.12 EUR (2024/05/20)
52 Weeks Low date	1,080.78 EUR (2023/05/31)

Composition

Name  ISIN	Price	Diff %  Diff +/-	Performance 	Date Time	Turnover Pc.  Turnover Money 
ALLEGRO.EU SA LU2237380790	8.495	-3.88% -0.34		24/05/22 13:18:20	- -
ANDRITZ AG AT0000730007	54.80	-0.36% -0.20		24/05/22 14:02:31	28,813 1,566,359.75
BANCA TRANSILVANIA SA ROTLVAACNOR1	31.00	1.14% 0.35	█	24/05/22 14:17:37	173,251 5,384,896.35
BANK POLSKA KASA OPIEKI S... PLPEKAO00016	35.76	-0.64% -0.23		24/05/22 13:25:27	- -
BAWAG GROUP AG AT0000BAWAG2	60.30	-0.08% -0.05		24/05/22 14:16:45	15,725 950,387.90
CD PROJEKT S.A. PLOPTTC00011	33.53	1.18% 0.39	█	24/05/22 13:55:49	166 5,671.76
CEZ AS CZ0005112300	928.50	0.11% 1.00		24/05/22 14:11:12	75,095 69,682,561.50
DINO POLSKA SA PLDINPL00011	95.38	-1.30% -1.26		24/05/22 14:15:08	- -
ERSTE GROUP BANK AG AT0000652011	47.06	-0.78% -0.37		24/05/22 14:18:49	68,505 3,238,965.18
EVN AG AT0000741053	28.90	0.00% 0.00		24/05/22 14:17:19	17,947 516,845.50
KGHM POLSKA MIEDZ SA PLKGHM000017	38.18	-3.34% -1.32		24/05/22 13:25:28	- -
KOMERCNI BANKA CZ0008019106	780.00	0.13% 1.00		24/05/22 14:16:21	93,629 72,776,675.00
KRKA DD NPV SI0031102120	126.50	-% -		24/05/22 14:18:36	5,951 750,469.50
LPP SA PLLPP0000011	3,934.00	-1.70% -68.00		24/05/22 12:31:18	- -
MBANK SA PLBRE0000012	141.10	-1.57% -2.25		24/05/22 13:25:29	- -
MOL HUNGARIAN OIL & GAS P... HU0000153937	3,074.00	1.25% 38.00	█	24/05/22 14:17:31	342,250 1,049,337,224.00
OMV AG AT0000743059	46.82	-2.62% -1.26		24/05/22 14:18:50	288,571 13,633,047.18
OMV PETROM S.A. RON0.1 ROSNPPACNOR9	0.6785	1.88% 0.01	█	24/05/22 14:18:35	3,648,840 2,443,721.62
ORLEN SA PLPKN0000018	16.864	-0.20% -0.03		24/05/22 12:31:09	- -
OTP BANK PLC HU0000061726	17,885.00	-0.42% -75.00		24/05/22 14:18:26	210,150 3,754,470,365.00
PGE POLSKA GRUPA ENERGETY... PLPGER000010	1.732	1.29% 0.02	█	24/05/22 13:25:30	- -
POWSZECHNA KASA OSZCZEDNO... PLPKO0000016	13.08	-0.30% -0.04		24/05/22 13:25:28	- -
POWSZECHNY ZAKLAD UBEZPIE... PLPZU0000011	11.78	-2.28% -0.28		24/05/22 13:25:28	- -
RAIFFEISEN BANK INTERNATI... AT0000606306	17.04	-2.41% -0.42		24/05/22 14:03:51	94,048 1,608,742.40
RICHTER GEDEON VEGYESZETI... HU0000123096	9,100.00	-0.11% -10.00		24/05/22 14:18:21	123,451 1,120,953,935.00

S.P.E.E.H. HIDROELECTRICA... RO4Q0Z5RO1B6	134.60	0.22% 0.30		24/05/22 14:18:08	18,998 2,558,796.90
SANTANDER BANK POLSKA SA PLBZ00000044	117.50	-0.38% -0.45		24/05/22 13:25:29	- -
VERBUND AG AT0000746409	75.05	0.74% 0.55		24/05/22 14:18:32	37,401 2,778,791.05
VOESTALPINE AG AT0000937503	26.28	-2.59% -0.70		24/05/22 14:15:47	78,704 2,076,151.66
WIENERBERGER AG AT0000831706	35.28	-0.40% -0.14		24/05/22 14:18:41	62,550 2,212,128.26