

AUSTRIA NTX(EUR)

ISIN: **AT0000496476** WKN: -

Overview

2024/04/23 11:38:29

Price

1,380.22 EURDifference  -0.13% (-1.76)

General attributes

ISIN AT0000496476

Symbol -

Country Europe

Instruments in index 30

Type of index -

Security type Index

Market data

Open 1,382.17 EUR

High 1,382.38 EUR








Low 1,373.76 EUR

Close (prev. day) 1,381.98 EUR

Trading volume (m) -

Volume (pcs) -

Top 5

Name 	Price	+ - (%)	Trend 
RAIFFEISEN...	18.06	+2.68	
EVN AG	27.60	+1.29	
BANCA TRAN...	28.70	+1.24	
ERSTE GROU...	43.87	+1.14	
OTP BANK P...	17,265.00	+0.68	

Intraday **1W** 1M 6m 1Y 3Y

Flop 5

Name 	Price	+ - (%)	Trend 
RICHTER GE...	8,900.00	-2.32	
CEZ AS	860.00	-0.80	
ANDRITZ AG	55.35	-0.71	
OMV	0.685	-0.44	


5Y



Information about previous performance does not guarantee future performance.

Source: FactSet

Recent research

on market			
Date		Headline	Download
2024/04/03		Global Equity Ratings	
2024/03/26		Global Strategy 2Q 2024	
2024/03/13		Global Equity Ratings	
2024/02/22		Global Equity Ratings	
2024/02/14		Global Equity Ratings	

PETROM...

VERBUND AG 70.10 -0.28 ↘

Intraday 1W 1M 6m 1Y 3Y

Futures and Options

Related Futures -

Related Options -

Details

2024/04/23 11:38:29

Price

1,380.22 EURDifference  -0.13% (-1.76)

General attributes

ISIN AT0000496476

Symbol -

Country Europe

Security type Index

Instruments in index 30

Market data

Open 1,382.17 EUR

High 1,382.38 EUR

Low 1,373.76 EUR

Close (prev. day) 1,381.98 EUR

Trading volume (m) -

Volume (pcs) -

Performance and Risk

	6m	1Y	3Y
Perf (%)	+20.65%	+24.81%	+27.98%
Perf (abs.)	+236.58	+274.75	+302.12
Beta	-	-	-
Volatility	11.58	13.26	19.87



5Y

Information about previous performance does not guarantee future performance.
Source: FactSet

Price data

Ø price 5 days Ø volume 5 days (pcs.)	1,365.61 EUR (0)
Ø price 30 days Ø volume 30 days (pcs.)	1,358.63 EUR (0)
Ø price 100 days Ø volume 100 days (pcs.)	1,317.63 EUR (0)
Ø price 250 days Ø volume 250 days (pcs.)	1,219.99 EUR (0)
YTD High date	1,404.84 EUR (2024/04/09)
YTD Low date	1,248.77 EUR (2024/01/17)
52 Weeks High date	1,404.84 EUR (2024/04/09)
52 Weeks Low date	1,080.78 EUR (2023/05/31)

Composition

Name  ISIN	Price	Diff %  Diff +/-	Performance 	Date Time	Turnover Pc.  Turnover Money 
ALLEGRO.EU SA LU2237380790	7.418	-1.20% -0.09		24/04/23 11:34:07	- -
ANDRITZ AG AT0000730007	55.35	-0.98% -0.55		24/04/23 11:36:14	21,431 1,183,773.50
BANCA TRANSILVANIA SA ROTLVAACNOR1	28.70	0.17% 0.05		24/04/23 11:37:34	133,884 3,836,504.85
BANK POLSKA KASA OPIEKI S... PLPEKAO00016	39.42	-7.88% -3.37		24/04/23 11:34:09	- -
BAWAG GROUP AG AT0000BAWAG2	56.80	1.43% 0.80		24/04/23 11:33:10	15,196 857,400.00
CD PROJEKT S.A. PLOPTTC00011	26.63	-2.31% -0.63		24/04/23 11:34:09	8 213.44
CEZ AS CZ0005112300	860.00	-0.58% -5.00		24/04/23 11:38:27	21,164 18,205,547.00
DINO POLSKA SA PLDINPL00011	85.30	0.80% 0.68		24/04/23 11:34:07	- -
ERSTE GROUP BANK AG AT0000652011	43.87	0.87% 0.38		24/04/23 11:37:58	94,873 4,149,808.24
EVN AG AT0000741053	27.60	0.73% 0.20		24/04/23 11:28:06	56,625 1,556,709.70
KGHM POLSKA MIEDZ SA PLKGHM000017	30.79	-4.44% -1.43		24/04/23 10:45:44	40 1,231.60
KOMERCNI BANKA CZ0008019106	865.00	0.23% 2.00		24/04/23 11:37:03	65,491 56,562,285.00
KRKA DD NPV SI0031102120	125.50	0.40% 0.50		24/04/23 11:22:03	2,507 314,165.50
LPP SA PLLPP0000011	3,664.00	6.82% 234.00		24/04/23 09:33:41	- -
MBANK SA PLBRE0000012	155.05	1.24% 1.90		24/04/23 11:34:07	- -
MOL HUNGARIAN OIL & GAS P... HU0000153937	2,950.00	-1.01% -30.00		24/04/23 11:37:57	244,407 723,279,040.00
OMV AG AT0000743059	43.72	0.23% 0.10		24/04/23 11:33:00	43,253 1,888,206.76
OMV PETROM S.A. RON0.1 ROSNPPACNOR9	0.685	0.74% 0.01		24/04/23 11:36:43	619,542 423,465.39
ORLEN SA PLPKN0000018	15.476	-1.07% -0.17		24/04/23 10:30:22	- -
OTP BANK PLC HU0000061726	17,265.00	1.23% 210.00		24/04/23 11:37:35	97,746 1,678,681,710.00
PGE POLSKA GRUPA ENERGETY... PLPGER000010	1.348	-0.88% -0.01		24/04/23 11:34:09	- -
POWSZECHNA KASA OSZCZEDNO... PLPKO0000016	13.88	1.91% 0.26		24/04/23 11:34:08	- -
POWSZECHNY ZAKLAD UBEZPIE... PLPZU0000011	11.755	-0.30% -0.04		24/04/23 09:30:10	- -
RAIFFEISEN BANK INTERNATI... AT0000606306	18.06	2.38% 0.42		24/04/23 11:37:24	104,785 1,881,721.33
RICHTER GEDEON VEGYESZETI... HU0000123096	8,900.00	2.89% 250.00		24/04/23 11:37:23	89,178 782,250,985.00

S.P.E.E.H. HIDROELECTRICA... RO4Q0Z5RO1B6	132.20	-0.23% -0.30		24/04/23 11:36:42	3,927 519,694.50
SANTANDER BANK POLSKA SA PLBZ00000044	130.25	1.17% 1.50		24/04/23 11:34:08	- -
VERBUND AG AT0000746409	70.10	-0.07% -0.05		24/04/23 11:24:06	3,774 264,021.00
VOESTALPINE AG AT0000937503	24.98	-0.08% -0.02		24/04/23 11:25:24	18,615 465,911.66
WIENERBERGER AG AT0000831706	32.56	-0.37% -0.12		24/04/23 11:35:14	49,388 1,612,669.00