

AUSTRIA NTX(EUR)

ISIN: **AT0000496476** WKN: -

Overview

2024/04/19 17:50:00

Price

1,371.01 EURDifference  0.07% (0.91)

General attributes

ISIN AT0000496476

Symbol -

Country Europe

Instruments in index 30

Type of index -

Security type Index

Market data

Open 1,369.44 EUR

High 1,372.41 EUR

Low 1,358.64 EUR

Close (prev. day) 1,370.10 EUR

Trading volume (m) -

Volume (pcs) -

Top 5

Name 	Price	+ - (%) 	Trend 
EVN AG	27.05	+2.27 	
ERSTE GROU...	43.00	+0.75 	
OMV PETROM...	0.683	+0.37 	
VERBUND AG	70.35	+0.29 	
VOESTALPIN...	25.00	+0.24 	

Intraday 1W 1M 6m 1Y 3Y

Flop 5

Name 	Price	+ - (%) 	Trend 
MOL HUNGAR...	2,960.00	-1.99 	
WIENERBERG...	32.76	-1.50 	
ANDRITZ AG	56.30	-1.40 	
RICHTER GE...	8,855.00	-1.06 	
OMV AG	43.58	-0.68 	

Intraday 1W 1M 6m 1Y 3Y








5Y



Information about previous performance does not guarantee future performance.

Source: FactSet

Recent research

on market		
Date	Headline	Download
2024/04/03	 Global Equity Ratings	
2024/03/26	 Global Strategy 2Q 2024	
2024/03/13	 Global Equity Ratings	
2024/02/22	 Global Equity Ratings	
2024/02/14	 Global Equity Ratings	

Futures and Options

Related Futures -

Related Options -

Details

2024/04/19 17:50:00

Price

1,371.01 EUR

Difference



0.07% (0.91)

General attributes

ISIN AT0000496476

Symbol -

Country Europe

Security type Index

Instruments in index 30

Market data

Open 1,369.44 EUR

High 1,372.41 EUR

Low 1,358.64 EUR

Close (prev. day) 1,370.10 EUR

Trading volume (m) -

Volume (pcs) -

Performance and Risk

	6m	1Y	3Y
Perf (%)	+18.27%	+24.06%	+26.15%
Perf (abs.)	+211.81	+265.86	+284.21
Beta	-	-	-
Volatility	11.56	13.22	19.84



5Y

Information about previous performance does not guarantee future performance.

Source: FactSet

Price data

Ø price 5 days Ø volume 5 days (pcs.)	1,364.61 EUR (0)
Ø price 30 days Ø volume 30 days (pcs.)	1,356.40 EUR (0)
Ø price 100 days Ø volume 100 days (pcs.)	1,316.42 EUR (0)
Ø price 250 days Ø volume 250 days (pcs.)	1,218.96 EUR (0)
YTD High date	1,404.84 EUR (2024/04/09)
YTD Low date	1,248.77 EUR (2024/01/17)
52 Weeks High date	1,404.84 EUR (2024/04/09)
52 Weeks Low date	1,080.78 EUR (2023/05/31)

Composition

Name  ISIN	Price	Diff %  Diff +/-	Performance 	Date Time	Turnover Pc.  Turnover Money 
ALLEGRO.EU SA LU2237380790	64.74	-% -		24/04/19 17:30:00	- -
ANDRITZ AG AT0000730007	56.30	-1.40% -0.80		24/04/19 17:35:14	137,774 7,799,642.30
BANCA TRANSILVANIA SA ROTLVAACNOR1	28.30	-0.35% -0.10		24/04/19 16:59:57	292,875 8,313,190.35
BANK POLSKA KASA OPIEKI S... PLPEKAO00016	54.45	-% -		24/04/19 16:50:00	- -
BAWAG GROUP AG AT0000BAWAG2	56.00	0.09% 0.05		24/04/19 17:43:22	162,667 9,088,554.70
CD PROJEKT S.A. PLOPTTC00011	25.88	0.58% 0.15		24/04/19 18:11:21	340 8,789.10
CEZ AS CZ0005112300	872.00	-0.23% -2.00		24/04/19 16:16:23	114,269 99,599,588.50
DINO POLSKA SA PLDINPL00011	85.06	1.80% 1.50		24/04/19 17:55:08	- -
ERSTE GROUP BANK AG AT0000652011	43.00	0.75% 0.32		24/04/19 17:35:00	530,750 22,692,185.50
EVN AG AT0000741053	27.05	2.27% 0.60		24/04/19 17:35:19	135,495 3,652,366.60
KGHM POLSKA MIEDZ SA PLKGHM000017	112.85	-% -		24/04/19 16:50:00	- -
KOMERCNI BANKA CZ0008019106	861.50	-0.46% -4.00		24/04/19 16:15:15	203,750 175,966,965.50
KRKA DD NPV SI0031102120	126.00	0.80% 1.00		24/04/19 15:24:36	3,932 492,653.50
LPP SA PLLPP0000011	9,010.00	-% -		24/04/19 16:50:00	- -
MBANK SA PLBRE0000012	197.80	-% -		24/04/19 16:50:00	- -
MOL HUNGARIAN OIL & GAS P... HU0000153937	2,960.00	-1.99% -60.00		24/04/19 17:20:00	579,559 1,727,464,518.00
OMV AG AT0000743059	43.58	-0.68% -0.30		24/04/19 17:35:17	308,111 13,410,403.20
OMV PETROM S.A. RON0.1 ROSNPPACNOR9	0.683	0.37% 0.00		24/04/19 16:59:37	9,356,375 6,398,979.77
ORLEN SA PLPKN0000018	109.40	-% -		24/04/19 16:50:00	- -
OTP BANK PLC HU0000061726	16,940.00	-0.62% -105.00		24/04/19 17:20:01	411,986 6,974,318,185.00
PGE POLSKA GRUPA ENERGETY... PLPGER000010	11.97	-% -		24/04/19 16:50:00	- -
POWSZECHNA KASA OSZCZEDNO... PLPKO0000016	22.59	-% -		24/04/19 16:50:00	- -
POWSZECHNY ZAKLAD UBEZPIE... PLPZU0000011	42.09	-% -		24/04/19 16:50:00	- -
RAIFFEISEN BANK INTERNATI... AT0000606306	17.18	-0.35% -0.06		24/04/19 17:35:18	394,012 6,682,310.06
RICHTER GEDEON VEGYESZETI... HU0000123096	8,855.00	-1.06% -95.00		24/04/19 17:20:00	215,982 1,916,017,780.00

S.P.E.E.H. HIDROELECTRICA... RO4Q0Z5RO1B6	131.80	-0.15% -0.20		24/04/19 16:56:11	16,414 2,164,268.00
SANTANDER BANK POLSKA SA PLBZ00000044	395.55	-% -		24/04/19 16:50:00	- -
VERBUND AG AT0000746409	70.35	0.29% 0.20		24/04/19 17:36:37	494,136 34,778,960.35
VOESTALPINE AG AT0000937503	25.00	0.24% 0.06		24/04/19 17:35:27	193,257 4,813,135.54
WIENERBERGER AG AT0000831706	32.76	-1.50% -0.50		24/04/19 17:38:40	657,652 21,616,767.40