

AUSTRIA NTX(EUR)

ISIN: **AT0000496476** WKN: -

Overview

2024/04/18 17:50:00

Price

1,370.10 EURDifference  0.70% (9.52)

General attributes

ISIN AT0000496476

Symbol -

Country Europe

Instruments in index 30

Type of index -

Security type Index

Market data

Open 1,362.22 EUR

High 1,371.72 EUR

Low 1,359.08 EUR

Close (prev. day) 1,360.58 EUR

Trading volume (m) -


Volume (pcs) -

Top 5

Name 	Price	+ - (%) 	Trend 
BAWAG GROU...	55.95	+3.04	
EVN AG	26.45	+2.12	
ERSTE GROU...	42.68	+1.74	
WIENERBERG...	33.26	+1.34	
VOESTALPIN...	24.94	+0.40	

Intraday 1W 1M 6m 1Y 3Y

Flop 5

Name 	Price	+ - (%) 	Trend 
BANCA TRAN...	28.40	-1.22	
RICHTER GE...	8,950.00	-1.16	
OTP BANK P...	17,045.00	-0.96	
CEZ AS	874.00	-0.68	
OMV	0.6805	-0.66	




5Y



Information about previous performance does not guarantee future performance.

Source: FactSet

Recent research

on market			
Date		Headline	Download
2024/04/03		Global Equity Ratings	
2024/03/26		Global Strategy 2Q 2024	
2024/03/13		Global Equity Ratings	
2024/02/22		Global Equity Ratings	
2024/02/14		Global Equity Ratings	

PETROM...

Intraday 1W 1M 6m 1Y 3Y

Futures and Options

Related Futures -

Related Options -

Details

2024/04/18 17:50:00

Price

1,370.10 EUR

Difference



0.70% (9.52)

General attributes

ISIN AT0000496476

Symbol -

Country Europe

Security type Index

Instruments in index 30

Market data

Open 1,362.22 EUR

High 1,371.72 EUR

Low 1,359.08 EUR

Close (prev. day) 1,360.58 EUR

Trading volume (m) -

Volume (pcs) -

Performance and Risk

	6m	1Y	3Y
Perf (%)	+16.61%	+23.32%	+25.34%
Perf (abs.)	+195.14	+259.12	+276.96
Beta	-	-	-
Volatility	11.72	13.22	19.85



5Y

Information about previous performance does not guarantee future performance.
Source: FactSet

Price data

Ø price 5 days Ø volume 5 days (pcs.)	1,366.40 EUR (0)
Ø price 30 days Ø volume 30 days (pcs.)	1,354.55 EUR (0)
Ø price 100 days Ø volume 100 days (pcs.)	1,315.33 EUR (0)
Ø price 250 days Ø volume 250 days (pcs.)	1,217.93 EUR (0)
YTD High date	1,404.84 EUR (2024/04/09)
YTD Low date	1,248.77 EUR (2024/01/17)
52 Weeks High date	1,404.84 EUR (2024/04/09)
52 Weeks Low date	1,080.78 EUR (2023/05/31)

Composition

Name  ISIN	Price	Diff %  Diff +/-	Performance 	Date Time	Turnover Pc.  Turnover Money 
ALLEGRO.EU SA LU2237380790	7.286	3.57% 0.25		24/04/18 19:31:27	- -
ANDRITZ AG AT0000730007	57.10	0.18% 0.10		24/04/18 17:35:20	110,683 6,317,578.55
BANCA TRANSILVANIA SA ROTLVAACNOR1	28.40	-1.22% -0.35		24/04/18 16:56:22	460,492 13,197,044.45
BANK POLSKA KASA OPIEKI S... PLPEKAO00016	42.49	6.15% 2.46		24/04/18 20:03:55	100 4,249.00
BAWAG GROUP AG AT0000BAWAG2	55.95	3.04% 1.65		24/04/18 17:35:54	204,931 11,422,352.40
CD PROJEKT S.A. PLOPTTC00011	26.30	5.16% 1.29		24/04/18 19:53:19	2 52.60
CEZ AS CZ0005112300	874.00	-0.68% -6.00		24/04/18 16:22:56	164,307 143,558,466.50
DINO POLSKA SA PLDINPL00011	83.56	0.77% 0.64		24/04/18 21:50:02	- -
ERSTE GROUP BANK AG AT0000652011	42.68	1.74% 0.73		24/04/18 17:35:30	512,537 21,817,684.26
EVN AG AT0000741053	26.45	2.12% 0.55		24/04/18 17:35:27	161,449 4,252,312.60
KGHM POLSKA MIEDZ SA PLKGHM000017	32.79	0.71% 0.23		24/04/18 19:31:26	- -
KOMERCNI BANKA CZ0008019106	865.50	-0.29% -2.50		24/04/18 16:15:05	151,279 131,045,872.00
KRKA DD NPV SI0031102120	125.00	-% -		24/04/18 15:24:30	4,185 528,462.50
LPP SA PLLPP0000011	3,532.00	2.50% 86.00		24/04/18 19:31:36	- -
MBANK SA PLBRE0000012	197.80	-% -		24/04/18 16:50:00	- -
MOL HUNGARIAN OIL & GAS P... HU0000153937	3,020.00	-0.20% -6.00		24/04/18 17:19:59	607,603 1,835,022,702.00
OMV AG AT0000743059	43.88	-0.41% -0.18		24/04/18 17:41:02	341,465 14,980,885.28
OMV PETROM S.A. RON0.1 ROSNPPACNOR9	0.6805	-0.66% -0.00		24/04/18 16:56:25	3,154,989 2,154,200.61
ORLEN SA PLPKN0000018	15.30	-0.23% -0.04		24/04/18 19:31:27	- -
OTP BANK PLC HU0000061726	17,045.00	-0.96% -165.00		24/04/18 17:20:00	447,909 7,645,425,200.00
PGE POLSKA GRUPA ENERGETY... PLPGER000010	11.97	-% -		24/04/18 16:50:00	- -
POWSZECHNA KASA OSZCZEDNO... PLPKO0000016	13.37	1.52% 0.20		24/04/18 19:31:37	- -
POWSZECHNY ZAKLAD UBEZPIE... PLPZU0000011	11.535	2.08% 0.24		24/04/18 19:30:31	- -
RAIFFEISEN BANK INTERNATI... AT0000606306	17.24	-0.12% -0.02		24/04/18 17:36:44	438,003 7,512,558.39
RICHTER GEDEON VEGYESZETI... HU0000123096	8,950.00	-1.16% -105.00		24/04/18 17:20:00	232,653 2,090,360,675.00

S.P.E.E.H. HIDROELECTRICA... RO4Q0Z5RO1B6	132.00	0.00% 0.00		24/04/18 16:50:22	298,527 39,406,629.80
SANTANDER BANK POLSKA SA PLBZ00000044	128.25	1.71% 2.15	■	24/04/18 19:31:36	- -
VERBUND AG AT0000746409	70.15	0.36% 0.25	■	24/04/18 17:35:21	119,886 8,382,860.15
VOESTALPINE AG AT0000937503	24.94	0.40% 0.10	■	24/04/18 17:35:27	143,982 3,596,503.76
WIENERBERGER AG AT0000831706	33.26	1.34% 0.44	■	24/04/18 17:35:19	358,013 11,850,524.60