

AUSTRIA NTX(EUR)

ISIN: **AT0000496476** WKN: -

Overview

2024/04/17 17:50:00

Price

1,360.58 EURDifference  1.20% (16.18)

General attributes

ISIN AT0000496476

Symbol -

Country Europe

Instruments in index 30

Type of index -

Security type Index

Market data

Open 1,344.56 EUR

High 1,367.64 EUR

Low 1,344.56 EUR

Close (prev. day) 1,344.40 EUR

Trading volume (m) -



Volume (pcs) -

Top 5

Name 	Price	+ -	Trend
		(%) 	
BAWAG GROU...	54.30	+1.97	
MOL HUNGAR...	3,026.00	+1.95	
WIENERBERG...	32.82	+1.30	
ERSTE GROU...	41.95	+1.08	
OTP BANK P...	17,210.00	+1.06	

Intraday 1W 1M 6m 1Y 3Y

Flop 5

Name 	Price	+ -	Trend
		(%) 	
VOESTALPIN...	24.84	-2.20	
VERBUND AG	69.90	-1.89	
CEZ AS	880.00	-0.45	
KOMERCNI B...	868.00	-0.12	

Intraday 1W 1M 6m 1Y 3Y










5Y



Information about previous performance does not guarantee future performance.

Source: FactSet

Recent research

on market		
Date	Headline	Download
2024/04/03	 Global Equity Ratings	
2024/03/26	 Global Strategy 2Q 2024	
2024/03/13	 Global Equity Ratings	
2024/02/22	 Global Equity Ratings	
2024/02/14	 Global Equity Ratings	

Futures and Options

Related Futures -

Related Options -

Details

2024/04/17 17:50:00

Price

1,360.58 EUR

Difference



1.20% (16.18)

General attributes

ISIN AT0000496476

Symbol -

Country Europe

Security type Index

Instruments in index 30

Market data

Open 1,344.56 EUR

High 1,367.64 EUR

Low 1,344.56 EUR

Close (prev. day) 1,344.40 EUR

Trading volume (m) -

Volume (pcs) -

Performance and Risk

	6m	1Y	3Y
Perf (%)	+14.49%	+23.71%	+24.47%
Perf (abs.)	+172.19	+260.73	+267.44
Beta	-	-	-
Volatility	11.88	13.22	19.86



5Y



























Information about previous performance does not guarantee future performance.

Source: FactSet

Price data

Ø price 5 days Ø volume 5 days (pcs.)	1,369.44 EUR (0)
Ø price 30 days Ø volume 30 days (pcs.)	1,352.62 EUR (0)
Ø price 100 days Ø volume 100 days (pcs.)	1,314.00 EUR (0)
Ø price 250 days Ø volume 250 days (pcs.)	1,216.84 EUR (0)
YTD High date	1,404.84 EUR (2024/04/09)
YTD Low date	1,248.77 EUR (2024/01/17)
52 Weeks High date	1,404.84 EUR (2024/04/09)
52 Weeks Low date	1,080.78 EUR (2023/05/31)

Composition

Name  ISIN	Price	Diff %  Diff +/-	Performance 	Date Time	Turnover Pc.  Turnover Money 
ALLEGRO.EU SA LU2237380790	7.035	2.33% 0.16		24/04/17 19:31:31	- -
ANDRITZ AG AT0000730007	57.00	0.00% 0.00		24/04/17 17:35:22	89,104 5,083,016.00
BANCA TRANSILVANIA SA ROTLVAACNOR1	28.75	1.05% 0.30		24/04/17 16:59:23	339,000 9,747,008.65
BANK POLSKA KASA OPIEKI S... PLPEKAO00016	41.34	3.66% 1.46		24/04/17 19:31:27	- -
BAWAG GROUP AG AT0000BAWAG2	54.30	1.97% 1.05		24/04/17 17:35:05	144,584 7,851,239.25
CD PROJEKT S.A. PLOPTTC00011	25.56	1.23% 0.31		24/04/17 19:31:30	- -
CEZ AS CZ0005112300	880.00	-0.45% -4.00		24/04/17 16:15:38	151,633 133,203,284.00
DINO POLSKA SA PLDINPL00011	82.92	-1.38% -1.16		24/04/17 21:50:04	- -
ERSTE GROUP BANK AG AT0000652011	41.95	1.08% 0.45		24/04/17 17:35:13	332,482 13,937,811.12
EVN AG AT0000741053	25.90	0.58% 0.15		24/04/17 17:35:24	96,583 2,504,050.00
KGHM POLSKA MIEDZ SA PLKGHM000017	33.12	5.01% 1.58		24/04/17 20:44:58	368 11,908.66
KOMERCNI BANKA CZ0008019106	868.00	-0.12% -1.00		24/04/17 16:15:11	154,456 133,877,150.00
KRKA DD NPV SI0031102120	125.00	0.81% 1.00		24/04/17 15:01:25	1,802 225,021.50
LPP SA PLLPP0000011	3,446.00	0.53% 18.00		24/04/17 19:31:26	- -
MBANK SA PLBRE0000012	197.80	-% -		24/04/17 16:50:00	- -
MOL HUNGARIAN OIL & GAS P... HU0000153937	3,026.00	1.95% 58.00		24/04/17 17:19:59	344,069 1,038,856,002.00
OMV AG AT0000743059	44.06	0.05% 0.02		24/04/17 17:35:11	340,309 14,988,523.34
OMV PETROM S.A. RON0.1 ROSNPPACNOR9	0.685	0.88% 0.01		24/04/17 16:50:33	17,069,043 11,699,386.17
ORLEN SA PLPKN0000018	15.336	2.55% 0.38		24/04/17 19:31:32	- -
OTP BANK PLC HU0000061726	17,210.00	1.06% 180.00		24/04/17 17:20:00	406,202 7,018,727,635.00
PGE POLSKA GRUPA ENERGETY... PLPGER000010	11.97	-% -		24/04/17 16:50:00	- -
POWSZECHNA KASA OSZCZEDNO... PLPKO0000016	13.17	5.07% 0.64		24/04/17 19:31:27	- -
POWSZECHNY ZAKLAD UBEZPIE... PLPZU0000011	11.30	1.62% 0.18		24/04/17 19:30:35	- -
RAIFFEISEN BANK INTERNATI... AT0000606306	17.26	0.82% 0.14		24/04/17 17:35:15	232,408 4,003,533.89
RICHTER GEDEON VEGYESZETI... HU0000123096	9,055.00	0.22% 20.00		24/04/17 17:20:00	371,665 3,363,359,610.00

S.P.E.E.H. HIDROELECTRICA... RO4Q0Z5RO1B6	132.00	0.15% 0.20		24/04/17 16:54:31	215,637 28,467,967.20
SANTANDER BANK POLSKA SA PLBZ00000044	126.10	2.73% 3.35	■	24/04/17 19:31:26	- -
VERBUND AG AT0000746409	69.90	-1.89% -1.35		24/04/17 17:35:29	143,291 10,062,528.10
VOESTALPINE AG AT0000937503	24.84	-2.20% -0.56		24/04/17 17:35:03	218,471 5,468,637.30
WIENERBERGER AG AT0000831706	32.82	1.30% 0.42	■	24/04/17 17:35:15	327,955 10,772,746.14