

AUSTRIA NTX(EUR)

ISIN: **AT0000496476** WKN: -

Overview

2024/04/12 17:50:00

Price

1,379.94 EURDifference  -0.39% (-5.36)

General attributes

ISIN	AT0000496476
Symbol	-
Country	Europe
Instruments in index	30
Type of index	-
Security type	Index

Market data






Open	1,385.94 EUR
High	1,399.41 EUR
Low	1,378.86 EUR
Close (prev. day)	1,385.30 EUR
Trading volume (m)	-
Volume (pcs)	-

Top 5

Name 	Price	+ - (%)	Trend 
OMV AG	45.00	+2.97	
CEZ AS	883.00	+2.73	
OMV PETROM...	0.687	+1.33	
OTP BANK P...	17,600.00	+0.72	
MOL HUNGAR...	3,048.00	+0.59	

Intraday **1W** 1M 6m 1Y 3Y

Flop 5

Name 	Price	+ - (%)	Trend 
BAWAG GROU...	54.05	-1.73	
BANCA TRAN...	27.95	-1.24	
RICHTER GE...	9,390.00	-0.74	

5Y



Information about previous performance does not guarantee future performance.

Source: FactSet

Recent research

on market		
Date	Headline	Download
2024/04/03	 Global Equity Ratings	
2024/03/26	 Global Strategy 2Q 2024	
2024/03/13	 Global Equity Ratings	
2024/02/22	 Global Equity Ratings	
2024/02/14	 Global Equity Ratings	

ERSTE 42.21 -0.40 ↘
GROU...

S.P.E.E.H.... 131.50 -0.08 ↘

Intraday 1W 1M 6m 1Y 3Y

Futures and Options

Related Futures -

Related Options -

Details

2024/04/12 17:50:00

Price

1,379.94 EUR

Difference

**-0.39%** (-5.36)

General attributes

ISIN AT0000496476

Symbol -

Country Europe

Security type Index

Instruments in index 30

Market data

Open 1,385.94 EUR

High 1,399.41 EUR

Low 1,378.86 EUR

Close (prev. day) 1,385.30 EUR

Trading volume (m) -

Volume (pcs) -

Performance and Risk

	6m	1Y	3Y
Perf (%)	+21.54%	+27.56%	+27.56%
Perf (abs.)	+244.53	+298.11	+298.11
Beta	-	-	-
Volatility	12.34	12.99	19.79



5Y

Information about previous performance does not guarantee future performance.

Source: FactSet

Price data

Ø price 5 days Ø volume 5 days (pcs.)	1,389.40 EUR (0)
Ø price 30 days Ø volume 30 days (pcs.)	1,348.57 EUR (0)
Ø price 100 days Ø volume 100 days (pcs.)	1,310.22 EUR (0)
Ø price 250 days Ø volume 250 days (pcs.)	1,214.20 EUR (0)
YTD High date	1,404.84 EUR (2024/04/09)
YTD Low date	1,248.77 EUR (2024/01/17)
52 Weeks High date	1,404.84 EUR (2024/04/09)
52 Weeks Low date	1,078.75 EUR (2023/04/13)

Composition

Name  ISIN	Price	Diff %  Diff +/-	Performance 	Date Time	Turnover Pc.  Turnover Money 
ALLEGRO.EU SA LU2237380790	6.911	-2.48% -0.18		24/04/12 19:31:37	- -
ANDRITZ AG AT0000730007	57.00	0.00% 0.00		24/04/12 17:35:24	98,635 5,651,768.65
BANCA TRANSILVANIA SA ROTLVAACNOR1	27.95	-1.24% -0.35		24/04/12 16:59:53	414,636 11,720,682.50
BANK POLSKA KASA OPIEKI S... PLPEKAO00016	41.87	-1.78% -0.76		24/04/12 19:31:33	- -
BAWAG GROUP AG AT0000BAWAG2	54.05	-1.73% -0.95		24/04/12 17:36:54	182,807 9,939,401.70
CD PROJEKT S.A. PLOPTTC00011	27.64	-0.97% -0.27		24/04/12 21:00:47	3,889 107,608.75
CEZ AS CZ0005112300	883.00	2.73% 23.50	█	24/04/12 16:24:31	236,505 207,908,079.50
DINO POLSKA SA PLDINPL00011	85.12	-3.23% -2.84		24/04/12 21:50:07	- -
ERSTE GROUP BANK AG AT0000652011	42.21	-0.40% -0.17		24/04/12 17:35:19	285,517 12,089,076.65
EVN AG AT0000741053	25.35	0.20% 0.05		24/04/12 17:35:03	84,844 2,147,986.30
KGHM POLSKA MIEDZ SA PLKGHM000017	33.27	2.06% 0.67	█	24/04/12 19:31:36	- -
KOMERCNI BANKA CZ0008019106	871.00	0.35% 3.00		24/04/12 16:20:51	129,428 112,620,236.50
KRKA DD NPV SI0031102120	124.00	-% -		24/04/12 15:03:38	3,991 494,799.00
LPP SA PLLPP0000011	3,648.00	-% -		24/04/12 19:31:33	- -
MBANK SA PLBRE0000012	197.80	-% -		24/04/12 16:50:00	- -
MOL HUNGARIAN OIL & GAS P... HU0000153937	3,048.00	0.59% 18.00	█	24/04/12 17:20:00	393,246 1,195,891,792.00
OMV AG AT0000743059	45.00	2.97% 1.30	█	24/04/12 17:35:03	368,504 16,466,669.88
OMV PETROM S.A. RON0.1 ROSNPPACNOR9	0.687	1.33% 0.01	█	24/04/12 16:51:24	4,886,936 3,350,673.04
ORLEN SA PLPKN0000018	15.652	-1.05% -0.17		24/04/12 19:31:18	- -
OTP BANK PLC HU0000061726	17,600.00	0.72% 125.00	█	24/04/12 17:20:00	513,619 9,083,264,120.00
PGE POLSKA GRUPA ENERGETY... PLPGER000010	11.97	-% -		24/04/12 16:50:00	- -
POWSZECHNA KASA OSZCZEDNO... PLPKO0000016	13.345	-1.11% -0.15		24/04/12 19:31:34	- -
POWSZECHNY ZAKLAD UBEZPIE... PLPZU0000011	11.135	-3.80% -0.44		24/04/12 19:30:33	- -
RAIFFEISEN BANK INTERNATI... AT0000606306	17.83	0.28% 0.05		24/04/12 17:35:10	184,597 3,301,943.22
RICHTER GEDEON VEGYESZETI... HU0000123096	9,390.00	-0.74% -70.00		24/04/12 17:19:59	194,536 1,828,553,765.00

S.P.E.E.H. HIDROELECTRICA... RO4Q0Z5RO1B6	131.50	-0.08% -0.10		24/04/12 16:57:40	39,763 5,230,907.20
SANTANDER BANK POLSKA SA PLBZ00000044	127.65	-2.15% -2.80		24/04/12 19:31:30	- -
VERBUND AG AT0000746409	70.90	0.14% 0.10		24/04/12 17:35:18	157,562 11,251,100.35
VOESTALPINE AG AT0000937503	26.98	0.45% 0.12		24/04/12 17:35:26	88,941 2,411,930.98
WIENERBERGER AG AT0000831706	33.10	-0.06% -0.02		24/04/12 17:35:16	246,965 8,200,926.54