

AUSTRIA NTX(EUR)

ISIN: **AT0000496476** WKN: -

Overview

2024/04/22 17:50:00

Price

1,381.98 EURDifference  0.80% (10.97)

General attributes

ISIN AT0000496476

Symbol -

Country Europe

Instruments in index 30

Type of index -

Security type Index

Market data

Open 1,371.88 EUR

High 1,385.00 EUR








Low 1,369.94 EUR

Close (prev. day) 1,371.01 EUR

Trading volume (m) -

Volume (pcs) -

Top 5

Name 	Price	+ - (%)	Trend 
RAIFFEISEN...	17.64	+2.68	
EVN AG	27.40	+1.29	
BANCA TRAN...	28.65	+1.24	
ERSTE GROU...	43.49	+1.14	
OTP BANK P...	17,055.00	+0.68	

Intraday **1W** 1M 6m 1Y 3Y

Flop 5

Name 	Price	+ - (%)	Trend 
RICHTER GE...	8,650.00	-2.32	
CEZ AS	865.00	-0.80	
ANDRITZ AG	55.90	-0.71	
OMV	0.68	-0.44	











5Y



Information about previous performance does not guarantee future performance.

Source: FactSet

Recent research

on market			
Date		Headline	Download
2024/04/03		Global Equity Ratings	
2024/03/26		Global Strategy 2Q 2024	
2024/03/13		Global Equity Ratings	
2024/02/22		Global Equity Ratings	
2024/02/14		Global Equity Ratings	

PETROM...

VERBUND AG 70.15 -0.28 ↘

Intraday 1W 1M 6m 1Y 3Y

Futures and Options

Related Futures -

Related Options -

Details

2024/04/22 17:50:00

Price

1,381.98 EUR

Difference



0.80% (10.97)

General attributes

ISIN AT0000496476

Symbol -

Country Europe

Security type Index

Instruments in index 30

Market data

Open 1,371.88 EUR

High 1,385.00 EUR

Low 1,369.94 EUR

Close (prev. day) 1,371.01 EUR

Trading volume (m) -

Volume (pcs) -

Performance and Risk

	6m	1Y	3Y
Perf (%)	+20.65%	+24.81%	+27.98%
Perf (abs.)	+236.58	+274.75	+302.12
Beta	-	-	-
Volatility	11.58	13.26	19.87



5Y

Information about previous performance does not guarantee future performance.

Source: FactSet

Price data

Ø price 5 days Ø volume 5 days (pcs.)	1,365.61 EUR (0)
Ø price 30 days Ø volume 30 days (pcs.)	1,358.63 EUR (0)
Ø price 100 days Ø volume 100 days (pcs.)	1,317.63 EUR (0)
Ø price 250 days Ø volume 250 days (pcs.)	1,219.99 EUR (0)
YTD High date	1,404.84 EUR (2024/04/09)
YTD Low date	1,248.77 EUR (2024/01/17)
52 Weeks High date	1,404.84 EUR (2024/04/09)
52 Weeks Low date	1,080.78 EUR (2023/05/31)

Composition

Name  ISIN	Price	Diff %  Diff +/-	Performance 	Date Time	Turnover Pc.  Turnover Money 
ALLEGRO.EU SA LU2237380790	7.395	1.54% 0.11		24/04/22 19:31:41	- -
ANDRITZ AG AT0000730007	55.90	-0.71% -0.40		24/04/22 17:35:13	105,210 5,898,492.05
BANCA TRANSILVANIA SA ROTLVAACNOR1	28.65	1.24% 0.35		24/04/22 16:50:33	260,549 7,431,904.35
BANK POLSKA KASA OPIEKI S... PLPEKAO00016	44.18	5.57% 2.33		24/04/22 19:34:58	113 4,979.29
BAWAG GROUP AG AT0000BAWAG2	56.00	0.00% 0.00		24/04/22 17:35:16	86,818 4,870,187.35
CD PROJEKT S.A. PLOPTTC00011	26.90	3.82% 0.99		24/04/22 19:50:57	590 15,752.72
CEZ AS CZ0005112300	865.00	-0.80% -7.00		24/04/22 16:16:31	121,574 104,897,608.00
DINO POLSKA SA PLDINPL00011	86.84	2.09% 1.78		24/04/22 21:50:07	- -
ERSTE GROUP BANK AG AT0000652011	43.49	1.14% 0.49		24/04/22 17:35:00	353,882 15,347,920.57
EVN AG AT0000741053	27.40	1.29% 0.35		24/04/22 17:35:06	168,803 4,613,559.70
KGHM POLSKA MIEDZ SA PLKGHM000017	32.12	-1.50% -0.49		24/04/22 19:31:40	- -
KOMERCNI BANKA CZ0008019106	863.00	0.17% 1.50		24/04/22 16:22:07	194,554 167,533,982.00
KRKA DD NPV SI0031102120	125.00	-0.79% -1.00		24/04/22 15:24:04	4,840 603,362.00
LPP SA PLLPP0000011	3,636.00	4.30% 150.00		24/04/22 19:31:28	- -
MBANK SA PLBRE0000012	197.80	-% -		24/04/22 16:50:00	- -
MOL HUNGARIAN OIL & GAS P... HU0000153937	2,980.00	0.68% 20.00		24/04/22 17:19:59	223,614 666,678,230.00
OMV AG AT0000743059	43.62	0.09% 0.04		24/04/22 17:36:20	256,588 11,179,599.88
OMV PETROM S.A. RON0.1 ROSNPPACNOR9	0.68	-0.44% -0.00		24/04/22 16:55:23	5,736,009 3,912,396.78
ORLEN SA PLPKN0000018	15.658	1.10% 0.17		24/04/22 19:31:41	- -
OTP BANK PLC HU0000061726	17,055.00	0.68% 115.00		24/04/22 17:20:00	239,439 4,081,122,835.00
PGE POLSKA GRUPA ENERGETY... PLPGER000010	11.97	-% -		24/04/22 16:50:00	- -
POWSZECHNA KASA OSZCZEDNO... PLPKO0000016	13.76	2.00% 0.27		24/04/22 19:31:28	- -
POWSZECHNY ZAKLAD UBEZPIE... PLPZU0000011	11.79	2.17% 0.25		24/04/22 19:30:32	- -
RAIFFEISEN BANK INTERNATI... AT0000606306	17.64	2.68% 0.46		24/04/22 17:35:04	355,085 6,212,334.53
RICHTER GEDEON VEGYESZETI... HU0000123096	8,650.00	-2.32% -205.00		24/04/22 17:20:00	493,809 4,318,677,955.00

S.P.E.E.H. HIDROELECTRICA... RO4Q0Z5RO1B6	132.50	0.53% 0.70		24/04/22 16:58:52	54,940 7,253,587.90
SANTANDER BANK POLSKA SA PLBZ00000044	131.00	2.38% 3.05		24/04/22 19:31:27	- -
VERBUND AG AT0000746409	70.15	-0.28% -0.20		24/04/22 17:35:22	99,179 6,953,107.45
VOESTALPINE AG AT0000937503	25.00	0.00% 0.00		24/04/22 17:43:26	110,428 2,765,583.36
WIENERBERGER AG AT0000831706	32.68	-0.24% -0.08		24/04/22 17:35:16	522,638 17,076,773.52