

## AUSTRIA NTX(EUR)

ISIN: **AT0000496476** WKN: -

## Overview

2024/04/17 17:22:49

Price

**1,360.67** EURDifference  1.21% (16.27)

## General attributes

ISIN AT0000496476

Symbol -

Country Europe

Instruments in index 30

Type of index -

Security type Index

## Market data

Open 1,344.56 EUR

High 1,367.64 EUR

Low 1,344.56 EUR

Close (prev. day) 1,344.40 EUR

Trading volume (m) -

Volume (pcs) -

## Top 5

Name 	Price	+ - (%)	Trend 
MOL HUNGAR...	3,026.00	+1.95	
VERBUND AG	70.20	+1.79	
EVN AG	25.85	+1.38	
OTP BANK P...	17,210.00	+1.06	
BANCA TRAN...	28.75	+1.05	

Intraday **1W** 1M 6m 1Y 3Y

## Flop 5

Name 	Price	+ - (%) 	Trend 
VOESTALPIN...	24.88	-6.07	
RAIFFEISEN...	17.23	-2.73	
WIENERBERG...	32.84	-2.17	
ANDRITZ AG	57.05	-1.55	









5Y



Information about previous performance does not guarantee future performance.

Source: FactSet

## Recent research

on market			
Date		Headline	Download
2024/04/03		Global Equity Ratings	
2024/03/26		Global Strategy 2Q 2024	
2024/03/13		Global Equity Ratings	
2024/02/22		Global Equity Ratings	
2024/02/14		Global Equity Ratings	

BAWAG GROU... 54.50 -1.30 

Intraday 1W 1M 6m 1Y 3Y

**Futures and Options**

Related Futures -

Related Options -

## Details

2024/04/17 17:22:49

Price

**1,360.67** EUR

Difference



1.21% (16.27)

## General attributes

ISIN AT0000496476

Symbol -

Country Europe

Security type Index

Instruments in index 30

## Market data

Open 1,344.56 EUR

High 1,367.64 EUR

Low 1,344.56 EUR

Close (prev. day) 1,344.40 EUR

Trading volume (m) -

Volume (pcs) -

## Performance and Risk

	6m	1Y	3Y
Perf (%)	+14.41%	+22.44%	+22.99%
Perf (abs.)	+169.29	+246.38	+251.26
Beta	-	-	-
Volatility	11.91	13.21	19.86



5Y






























Information about previous performance does not guarantee future performance.

Source: FactSet

## Price data

Ø price 5 days   Ø volume 5 days (pcs.)	1,376.54 EUR (0)
Ø price 30 days   Ø volume 30 days (pcs.)	1,351.36 EUR (0)
Ø price 100 days   Ø volume 100 days (pcs.)	1,312.77 EUR (0)
Ø price 250 days   Ø volume 250 days (pcs.)	1,215.83 EUR (0)
YTD High   date	1,404.84 EUR (2024/04/09)
YTD Low   date	1,248.77 EUR (2024/01/17)
52 Weeks High   date	1,404.84 EUR (2024/04/09)
52 Weeks Low   date	1,080.78 EUR (2023/05/31)

## Composition

Name  ISIN	Price	Diff %  Diff +/-	Performance 	Date Time	Turnover Pc.  Turnover Money 
ALLEGRO.EU SA LU2237380790	7.129	3.69% 0.25		24/04/17 16:31:25	- -
ANDRITZ AG AT0000730007	57.05	0.09% 0.05		24/04/17 17:20:25	31,273 1,786,635.90
BANCA TRANSILVANIA SA ROTLVAACNOR1	28.75	1.05% 0.30		24/04/17 16:59:23	339,000 9,747,008.65
BANK POLSKA KASA OPIEKI S... PLPEKAO00016	54.45	-% -		24/04/17 16:50:00	- -
BAWAG GROUP AG AT0000BAWAG2	54.50	2.35% 1.25		24/04/17 17:22:23	70,884 3,849,071.50
CD PROJEKT S.A. PLOPTTC00011	99.00	-% -		24/04/17 16:50:00	- -
CEZ AS CZ0005112300	880.00	-0.45% -4.00		24/04/17 16:15:38	151,633 133,203,284.00
DINO POLSKA SA PLDINPL00011	82.92	-1.38% -1.16		24/04/17 17:11:08	- -
ERSTE GROUP BANK AG AT0000652011	41.98	1.16% 0.48		24/04/17 17:22:49	105,718 4,425,009.51
EVN AG AT0000741053	25.85	0.39% 0.10		24/04/17 17:20:13	61,426 1,592,956.85
KGHM POLSKA MIEDZ SA PLKGHM000017	112.85	-% -		24/04/17 16:50:00	- -
KOMERCNI BANKA CZ0008019106	868.00	-0.12% -1.00		24/04/17 16:15:11	154,456 133,877,150.00
KRKA DD NPV SI0031102120	125.00	0.81% 1.00		24/04/17 15:01:25	1,802 225,021.50
LPP SA PLLPP0000011	9,010.00	-% -		24/04/17 16:50:00	- -
MBANK SA PLBRE0000012	197.80	-% -		24/04/17 16:50:00	- -
MOL HUNGARIAN OIL & GAS P... HU0000153937	3,026.00	1.95% 58.00		24/04/17 17:19:59	344,069 1,038,856,002.00
OMV AG AT0000743059	43.98	-0.14% -0.06		24/04/17 17:20:42	85,709 3,770,891.50
OMV PETROM S.A. RON0.1 ROSNPPACNOR9	0.685	0.88% 0.01		24/04/17 16:50:33	17,069,043 11,699,386.17
ORLEN SA PLPKN0000018	15.68	4.26% 0.64		24/04/17 17:10:05	442 6,801.48
OTP BANK PLC HU0000061726	17,210.00	1.06% 180.00		24/04/17 17:20:00	406,202 7,018,727,635.00
PGE POLSKA GRUPA ENERGETY... PLPGER000010	11.97	-% -		24/04/17 16:50:00	- -
POWSZECHNA KASA OSZCZEDNO... PLPKO0000016	22.59	-% -		24/04/17 16:50:00	- -
POWSZECHNY ZAKLAD UBEZPIE... PLPZU0000011	42.09	-% -		24/04/17 16:50:00	- -
RAIFFEISEN BANK INTERNATI... AT0000606306	17.23	0.64% 0.11		24/04/17 17:19:03	127,735 2,196,896.17
RICHTER GEDEON VEGYESZETI... HU0000123096	9,055.00	0.22% 20.00		24/04/17 17:20:00	371,665 3,363,359,610.00

S.P.E.E.H. HIDROELECTRICA... RO4Q0Z5RO1B6	132.00	0.15% 0.20		24/04/17 16:54:31	215,637 28,467,967.20
SANTANDER BANK POLSKA SA PLBZ00000044	395.55	-% -		24/04/17 16:50:00	- -
VERBUND AG AT0000746409	70.20	-1.47% -1.05		24/04/17 17:21:02	62,883 4,441,409.20
VOESTALPINE AG AT0000937503	24.88	-2.05% -0.52		24/04/17 17:21:52	123,230 3,102,321.80
WIENERBERGER AG AT0000831706	32.84	1.36% 0.44	█	24/04/17 17:21:26	247,349 8,127,178.22