

AUSTRIA NTX(EUR)

ISIN: **AT0000496476** WKN: -

Overview

2023/09/28 17:50:00

Price

1,103.93 EURDifference  -0.06% (-0.66)

General attributes

ISIN	AT0000496476
Symbol	-
Country	Europe
Instruments in index	30
Type of index	-
Security type	Index

Market data




Open	1,103.85 EUR
High	1,109.39 EUR
Low	1,099.63 EUR
Close (prev. day)	1,104.59 EUR
Trading volume (m)	-
Volume (pcs)	-

Top 5

Name	Price	+ - (%)	Trend
FONDUL PRO...	0.4105	+3.01	
RAIFFEISEN...	13.17	+2.49	
ERSTE GROU...	32.55	+2.01	
VOESTALPIN...	25.96	+1.64	
WIENERBERG...	24.00	+0.93	

Intraday 1W 1M 6m 1Y 3Y

Flop 5

Name	Price	+ - (%)	Trend
OTP BANK P...	13,010.00	-2.18	
VERBUND AG	77.00	-1.09	
RICHTER GE...	8,975.00	-0.72	
MOL HUNGAR...	2,780.00	-0.50	

5Y



Information about previous performance does not guarantee future performance.

Source: FactSet

Recent research

on market

Date	Headline	Download
2023/09/26	 Global Strategy 4Q 2023	
2023/09/08	 Global Equity Ratings	
2023/08/22	 Global Equity Ratings	
2023/08/17	 Global Equity Ratings	
2023/08/09	 Global Equity Ratings	

CEZ AS 975.50 -0.36 

Intraday 1W 1M 6m 1Y 3Y

Futures and Options

Related Futures -

Related Options -

Details

2023/09/28 17:50:00

Price

1,103.93 EURDifference  -0.06% (-0.66)

General attributes

ISIN AT0000496476

Symbol -

Country Europe

Security type Index

Instruments in index 30

Market data

Open 1,103.85 EUR

High 1,109.39 EUR

Low 1,099.63 EUR

Close (prev. day) 1,104.59 EUR

Trading volume (m) -

Volume (pcs) -

Performance and Risk

	6m	1Y	3Y
Perf (%)	+8.79%	+28.64%	+31.11%
Perf (abs.)	+89.23	+245.77	+261.93
Beta	-	-	-
Volatility	13.63	16.63	20.70

1,400.00

1,300.00

1,200.00

1,100.00

1,000.00

900.00

800.00

700.00

2019

2020

2021

2022

2023

5Y

Information about previous performance does not guarantee future performance.

Source: FactSet

Price data

Ø price 5 days Ø volume 5 days (pcs.)	1,110.99 EUR (0)
Ø price 30 days Ø volume 30 days (pcs.)	1,135.87 EUR (0)
Ø price 100 days Ø volume 100 days (pcs.)	1,146.70 EUR (0)
Ø price 250 days Ø volume 250 days (pcs.)	1,085.83 EUR (0)
YTD High date	1,208.56 EUR (2023/07/31)
YTD Low date	979.17 EUR (2023/03/20)
52 Weeks High date	1,208.56 EUR (2023/07/31)
52 Weeks Low date	828.87 EUR (2022/10/03)

Composition

Name  ISIN	Price	Diff %  Diff +/-	Performance 	Date Time	Turnover Pc.  Turnover Money 
ALLEGRO.EU SA LU2237380790	6.564	5.87% 0.36		23/09/28 19:31:30	- -
ANDRITZ AG AT0000730007	47.82	0.67% 0.32		23/09/28 17:35:09	75,923 3,623,348.08
BANCA TRANSILVANIA SA ROTLVAACNOR1	22.06	0.27% 0.06		23/09/28 16:59:41	541,870 11,964,262.26
BANK POLSKA KASA OPIEKI S... PLPEKAO00016	54.45	-% -		23/09/28 16:50:00	5,000 472,500.00
BAWAG GROUP AG AT0000BAWAG2	42.90	0.28% 0.12		23/09/28 17:36:21	81,166 3,476,782.62
CD PROJEKT S.A. PLOPTTC00011	26.66	-10.11% -3.00		23/09/28 21:14:58	2,816 77,542.58
CEZ AS CZ0005112300	975.50	-0.36% -3.50		23/09/27 16:18:24	50,143 48,864,709.00
DINO POLSKA SA PLDINPL00011	77.50	-% -		23/09/28 16:50:00	- -
ERSTE GROUP BANK AG AT0000652011	32.55	2.01% 0.64		23/09/28 17:35:24	501,582 16,229,191.46
FONDUL PROPRIETATEA RON0.... ROFPTAACNOR5	0.4105	3.01% 0.01		23/09/28 16:59:53	19,984,912 8,136,450.21
KGHM POLSKA MIEDZ SA PLKGHM000017	23.75	2.33% 0.54		23/09/28 19:31:06	- -
KOMERCNI BANKA CZ0008019106	672.00	0.15% 1.00		23/09/27 16:24:47	95,070 63,818,091.00
KRKA DD NPV SI0031102120	109.50	0.92% 1.00		23/09/28 14:52:50	1,127 123,164.50
LPP SA PLLPP0000011	9,010.00	-% -		23/09/28 16:50:00	- -
MAYR-MELNHOF KARTON AG AT0000938204	127.60	-0.16% -0.20		23/09/28 17:35:04	3,263 416,982.80
MBANK SA PLBRE0000012	197.80	-% -		23/09/28 16:50:00	- -
MOL HUNGARIAN OIL & GAS P... HU0000153937	2,780.00	-0.50% -14.00		23/09/28 17:19:59	264,142 733,698,504.00
OMV AG AT0000743059	45.61	0.84% 0.38		23/09/28 17:35:21	225,464 10,270,554.82
OMV PETROM S.A. RON0.1 ROSNPPACNOR9	0.568	0.18% 0.00		23/09/28 16:59:58	18,662,383 10,614,156.12
ORLEN SA PLPKN0000018	12.416	-0.85% -0.11		23/09/28 19:31:08	- -
OTP BANK PLC HU0000061726	13,010.00	-2.18% -290.00		23/09/28 17:19:59	318,153 4,182,099,615.00
PGE POLSKA GRUPA ENERGETY... PLPGER000010	11.97	-% -		23/09/28 16:50:00	- -
POWSZECHNA KASA OSZCZEDNO... PLPKO0000016	22.59	-% -		23/09/28 16:50:00	- -
POWSZECHNY ZAKLAD UBEZPIE... PLPZU0000011	8.602	-0.55% -0.05		23/09/28 19:30:31	- -
RAIFFEISEN BANK INTERNATI... AT0000606306	13.17	2.49% 0.32		23/09/28 17:35:29	266,528 3,485,001.19

RICHTER GEDEON VEGYESZETI... HU0000123096	8,975.00	-0.72% -65.00		23/09/28 17:20:00	101,154 907,446,800.00
SANTANDER BANK POLSKA SA PLBZ00000044	395.55	-% -		23/09/28 16:50:00	- -
VERBUND AG AT0000746409	77.00	-1.09% -0.85		23/09/28 17:35:08	68,684 5,300,872.95
VOESTALPINE AG AT0000937503	25.96	1.64% 0.42	█	23/09/28 17:35:08	215,393 5,561,282.96
WIENERBERGER AG AT0000831706	24.00	0.93% 0.22	█	23/09/28 17:35:17	195,463 4,676,604.66