

AUSTRIA NTX(EUR)

ISIN: **AT0000496476** WKN: -

Overview

2023/03/27 17:50:00

Price

1,008.22 EURDifference  0.87% (8.70)


General attributes

ISIN	AT0000496476
Symbol	-
Country	Europe
Instruments in index	30
Type of index	-
Security type	Index

Market data




Open	1,000.16 EUR
High	1,016.20 EUR
Low	999.72 EUR
Close (prev. day)	999.52 EUR
Trading volume (m)	-
Volume (pcs)	-

Top 5

Name 	Price	+ - (%)	Trend 
ANDRITZ AG	63.85	+2.08	
OMV PETROM...	0.468	+1.74	
CA IMMOBIL...	23.85	+1.71	
BANCA TRAN...	19.64	+1.55	
OTP BANK P...	9,994.00	+1.52	

Intraday **1W** 1M 6m 1Y 3Y

Flop 5

Name 	Price	+ - (%)	Trend 
MAYR- MELNH...	148.00	-0.67	
RICHTER GE...	7,435.00	-0.40	
BAWAG GROU...	41.46	-0.10	

5Y



Information about previous performance does not guarantee future performance.

Source: FactSet

Recent research

on market	Date	Headline	Download
	2023/03/16	 Global Equity Ratings	
	2023/03/10	 Global Equity Ratings	
	2023/02/27	 Global Equity Ratings	
	2023/02/07	 Global Equity Ratings	
	2023/01/30	 Global Equity Ratings	

Intraday 1W 1M 6m 1Y 3Y

Futures and Options

Related Futures -

Related Options -

Details

2023/03/27 17:50:00

Price

1,008.22 EUR

Difference



0.87% (8.70)

General attributes

ISIN AT0000496476

Symbol -

Country Europe

Security type Index

Instruments in index 30

Market data

Open 1,000.16 EUR

High 1,016.20 EUR

Low 999.72 EUR

Close (prev. day) 999.52 EUR

Trading volume (m) -

Volume (pcs) -

Performance and Risk

	6m	1Y	3Y
Perf (%)	+15.63%	-10.08%	+31.57%
Perf (abs.)	+136.31	-113.08	+241.91
Beta	-	-	-
Volatility	19.36	21.17	22.49

1,400.00

1,300.00

1,200.00

1,100.00

1,000.00

900.00

800.00

700.00

2019

2020

2021

2022

2023

5Y






















Information about previous performance does not guarantee future performance.

Source: FactSet

Price data

Ø price 5 days Ø volume 5 days (pcs.)	1,023.29 EUR (0)
Ø price 30 days Ø volume 30 days (pcs.)	1,083.55 EUR (0)
Ø price 100 days Ø volume 100 days (pcs.)	1,061.41 EUR (0)
Ø price 250 days Ø volume 250 days (pcs.)	1,011.99 EUR (0)
YTD High date	1,138.77 EUR (2023/03/01)
YTD Low date	979.17 EUR (2023/03/20)
52 Weeks High date	1,178.30 EUR (2022/03/30)
52 Weeks Low date	828.87 EUR (2022/10/03)

Composition

Name  ISIN	Price	Diff %  Diff +/-	Performance 	Date Time	Turnover Pc.  Turnover Money 
ALLEGRO.EU SA LU2237380790	5.598	0.54% 0.03		23/03/27 22:02:13	- -
ANDRITZ AG AT0000730007	63.85	2.08% 1.30		23/03/27 17:35:03	220,229 14,099,432.40
BANCA TRANSILVANIA SA ROTLVAACNOR1	19.64	1.55% 0.30		23/03/27 16:59:05	172,042 3,375,850.68
BANK POLSKA KASA OPIEKI S... PLPEKAO00016	17.185	1.78% 0.30		23/03/27 22:02:13	- -
BAWAG GROUP AG AT0000BAWAG2	41.46	-0.10% -0.04		23/03/27 17:35:07	370,401 15,375,665.42
CA IMMOBILIEN ANLAGEN AG AT0000641352	23.85	1.71% 0.40		23/03/27 17:35:15	150,661 3,562,037.95
CD PROJEKT S.A. PLOPTTC00011	24.405	2.48% 0.59		23/03/27 22:26:50	1,321 31,697.67
CEZ AS CZ0005112300	1,007.00	0.50% 5.00		23/03/27 16:24:04	190,612 191,517,555.00
DINO POLSKA SA PLDINPL00011	83.64	0.99% 0.82		23/03/27 22:26:56	175 14,608.52
ERSTE GROUP BANK AG AT0000652011	28.59	1.42% 0.40		23/03/27 17:35:17	1,542,198 43,857,512.61
KGHM POLSKA MIEDZ SA PLKGHM000017	24.91	1.26% 0.31		23/03/27 22:26:54	5,267 130,353.86
KOMERCNI BANKA CZ0008019106	681.00	0.89% 6.00		23/03/27 16:22:50	170,645 116,878,879.00
KRKA DD NPV SI0031102120	105.00	-% -		23/03/27 15:10:40	2,262 237,668.50
LPP SA PLLPP0000011	2,050.00	2.65% 53.00		23/03/27 22:02:13	- -
MAYR-MELNHOF KARTON AG AT0000938204	148.00	-0.67% -1.00		23/03/27 17:35:26	11,401 1,685,399.20
MOL HUNGARIAN OIL & GAS P... HU0000153937	2,492.00	0.73% 18.00		23/03/27 17:20:00	217,364 540,854,940.00
OMV AG AT0000743059	40.50	0.85% 0.34		23/03/27 17:38:25	360,000 14,552,647.98
OMV PETROM S.A. RON0.1 ROSNPPACNOR9	0.468	1.74% 0.01		23/03/27 16:58:16	3,726,862 1,734,330.11
OTP BANK PLC HU0000061726	9,994.00	1.52% 150.00		23/03/27 17:20:00	273,330 2,742,922,747.00
PGE POLSKA GRUPA ENERGETY... PLPGER000010	1.2865	-0.69% -0.01		23/03/27 22:26:56	1,804 2,356.99
PKN ORLEN SA PLPKN0000018	12.15	0.87% 0.11		23/03/27 22:26:54	39 475.76
POWSZECHNA KASA OSZCZEDNO... PLPKO0000016	5.79	1.33% 0.08		23/03/27 22:26:56	98 565.07
POWSZECHNY ZAKLAD UBEZPIE... PLPZU0000011	6.874	0.35% 0.02		23/03/27 22:02:13	- -
RAIFFEISEN BANK INTERNATI... AT0000606306	13.00	1.40% 0.18		23/03/27 17:40:06	604,580 7,853,090.21
RICHTER GEDEON VEGYESZETI... HU0000123096	7,435.00	-0.40% -30.00		23/03/27 17:20:00	109,929 815,876,280.00

SANTANDER BANK POLSKA SA PLBZ00000044	58.25	0.43% 0.25		23/03/27 22:02:13	- -
SC FONDUL PROPRIETATEA RO... ROFPTAACNOR5	2.12	0.00% 0.00		23/03/27 16:50:19	2,342,469 4,967,267.35
VERBUND AG AT0000746409	73.65	1.10% 0.80		23/03/27 17:42:11	100,730 7,402,906.05
VOESTALPINE AG AT0000937503	30.20	0.13% 0.04		23/03/27 17:35:32	393,686 11,926,055.10
WIENERBERGER AG AT0000831706	25.30	0.96% 0.24		23/03/27 17:43:29	265,590 6,751,343.04