

AUSTRIA NTX(EUR)

ISIN: AT0000496476

WKN: -

Overview

2023/02/06 17:50:00

Price

1,085.90 EURDifference  -1.69% (-18.62)

General attributes

ISIN	AT0000496476
Symbol	-
Country	Europe
Instruments in index	29
Type of index	-
Security type	Index

Market data

Open	1,103.36 EUR
High	1,103.53 EUR
Low	1,085.24 EUR
Close (prev. day)	1,104.52 EUR
Trading volume (m)	-
Volume (pcs)	-

Top 5

Name	Price	+ - (%)	Trend
VERBUND AG	78.95	+2.47	
CEZ AS	933.00	+1.69	
SC FONDUL ...	2.055	+0.24	
OMV AG	43.35	+0.16	
OMV PETROM...	0.4705	+0.11	

Intraday 1W 1M 6m 1Y 3Y

Flop 5

Name	Price	+ - (%)	Trend
WIENERBERG...	27.42	-3.25	
MOL HUNGAR...	2,682.00	-2.12	
ANDRITZ AG	55.55	-1.77	
ERSTE GROU...	34.70	-1.73	
OTP BANK P...	10,565.00	-1.49	

Intraday 1W 1M 6m 1Y 3Y

5Y









Information about previous performance does not guarantee future performance.

Source: FactSet

Recent research

on market

Date	Headline	Download
2023/01/30	 Global Equity Ratings	
2023/01/16	 Global economy should find bottom in 2023	
2023/01/09	 Global Equity Ratings	
2023/01/09	 Global Strategy 1Q 2023	
2022/12/14	 Bosnia and Herzegovina Growth set to slow in 202...	

Futures and Options

Related Futures -

Related Options -

Details

2023/02/06 17:50:00

Price

1,085.90 EUR

Difference

**-1.69%** (-18.62)

General attributes

ISIN AT0000496476

Symbol -

Country Europe

Security type Index

Instruments in index 29

Market data

Open 1,103.36 EUR

High 1,103.53 EUR

Low 1,085.24 EUR

Close (prev. day) 1,104.52 EUR

Trading volume (m) -

Volume (pcs) -

Performance and Risk

	6m	1Y	3Y
Perf (%)	+11.28%	-16.32%	-4.40%
Perf (abs.)	+111.97	-215.39	-50.78
Beta	-	-	-
Volatility	19.19	27.23	26.18



Information about previous performance does not guarantee future performance.

Source: FactSet

Price data

Ø price 5 days Ø volume 5 days (pcs.)	1,101.51 EUR (0)
Ø price 30 days Ø volume 30 days (pcs.)	1,076.25 EUR (0)
Ø price 100 days Ø volume 100 days (pcs.)	989.56 EUR (0)
Ø price 250 days Ø volume 250 days (pcs.)	1,018.16 EUR (0)
YTD High date	1,112.24 EUR (2023/02/02)
YTD Low date	1,028.06 EUR (2023/01/02)
52 Weeks High date	1,354.82 EUR (2022/02/10)
52 Weeks Low date	828.87 EUR (2022/10/03)

Composition

Name  ISIN	Price	Diff %  Diff +/-	Performance 	Date Time	Turnover Pc.  Turnover Money 
ALLEGRO.EU SA LU2237380790	64.74	-% -		23/02/06 17:30:00	- -
ANDRITZ AG AT0000730007	55.55	-1.77% -1.00		23/02/06 17:35:15	56,562 3,147,530.65
BANCA TRANSILVANIA SA ROTLVAACNOR1	19.98	0.00% 0.00		23/02/06 16:50:38	405,710 8,123,005.18
BANK POLSKA KASA OPIEKI S... PLPEKAO00016	54.45	-% -		23/02/06 16:50:00	- -
BAWAG GROUP AG AT0000BAWAG2	55.80	-0.27% -0.15		23/02/06 17:35:01	91,040 5,085,955.35
CD PROJEKT S.A. PLOPTTC00011	29.945	-4.66% -1.47		23/02/06 18:00:44	87 2,619.02
CEZ AS CZ0005112300	933.00	1.69% 15.50	█	23/02/06 16:23:36	277,850 257,267,469.50
DINO POLSKA SA PLDINPL00011	77.50	-% -		23/02/06 16:50:00	- -
ERSTE GROUP BANK AG AT0000652011	34.70	-1.73% -0.61		23/02/06 17:35:16	458,372 15,938,329.09
KGHM POLSKA MIEDZ SA PLKGHM000017	112.85	-% -		23/02/06 16:50:00	- -
KOMERCNI BANKA CZ0008019106	735.00	-1.14% -8.50		23/02/06 16:24:17	205,072 151,564,260.50
KRKA DD NPV SI0031102120	105.50	-0.47% -0.50		23/02/06 15:24:56	6,976 728,636.50
LPP SA PLLPP0000011	9,010.00	-% -		23/02/06 16:50:00	- -
MAYR-MELNHOF KARTON AG AT0000938204	156.80	-0.63% -1.00		23/02/06 17:35:14	2,859 448,331.80
MOL HUNGARIAN OIL & GAS P... HU0000153937	2,682.00	-2.12% -58.00		23/02/06 17:20:00	318,854 860,237,796.00
OMV AG AT0000743059	43.35	0.16% 0.07		23/02/06 17:35:14	423,324 18,440,953.19
OMV PETROM S.A. RON0.1 ROSNPPACNOR9	0.4705	0.11% 0.00		23/02/06 16:52:16	19,651,129 9,262,292.34
OTP BANK PLC HU0000061726	10,565.00	-1.49% -160.00		23/02/06 17:20:01	420,247 4,451,433,345.00
PGE POLSKA GRUPA ENERGETY... PLPGER000010	11.97	-% -		23/02/06 16:50:00	- -
PKN ORLEN SA PLPKN0000018	13.165	-1.57% -0.21		23/02/06 17:47:42	1,634 21,867.01
POWSZECHNA KASA OSZCZEDNO... PLPKO0000016	6.484	-5.67% -0.39		23/02/06 17:08:52	- -
POWSZECHNY ZAKLAD UBEZPIE... PLPZU0000011	42.09	-% -		23/02/06 16:50:00	- -
RAIFFEISEN BANK INTERNATI... AT0000606306	15.22	-0.59% -0.09		23/02/06 17:37:39	404,517 6,135,258.64
RICHTER GEDEON VEGYESZETI... HU0000123096	8,070.00	-0.37% -30.00		23/02/06 17:20:00	301,747 2,430,189,850.00
SANTANDER BANK POLSKA SA PLBZ00000044	57.85	-6.01% -3.70		23/02/06 17:08:53	- -

SC FONDUL PROPRIETATEA RO... ROFPTAACNOR5	2.055	0.24% 0.01		23/02/06 16:56:44	1,829,854 3,751,754.28
VERBUND AG AT0000746409	78.95	2.47% 1.90	■	23/02/06 17:35:02	83,734 6,570,650.40
VOESTALPINE AG AT0000937503	30.98	-0.71% -0.22		23/02/06 17:35:26	327,397 10,133,487.52
WIENERBERGER AG AT0000831706	27.42	-3.25% -0.92		23/02/06 17:35:18	343,533 9,406,064.28