

## AUSTRIA NTX(EUR)

ISIN: AT0000496476

WKN: -

## Overview

2022/11/28 12:16:29

Price

**1,030.09** EURDifference  -0.91% (-9.51)

## General attributes

ISIN	AT0000496476
Symbol	-
Country	Europe
Instruments in index	29
Type of index	-
Security type	Index

## Market data








Open	1,039.49 EUR
High	1,040.17 EUR
Low	1,027.99 EUR
Close (prev. day)	1,039.60 EUR
Trading volume (m)	-
Volume (pcs)	-

## Top 5

Name 	Price	+ - (%)	Trend 
OMV AG	48.52	+3.18	
RICHTER GE...	8,350.00	+2.84	
ANDRITZ AG	52.70	+0.86	
VOESTALPIN...	25.88	+0.77	
OTP BANK P...	10,830.00	+0.47	

Intraday **1W** 1M 6m 1Y 3Y

## Flop 5

Name 	Price	+ - (%)	Trend 
BANCA TRAN...	19.30	-1.53	
VERBUND AG	86.60	-0.67	
CEZ AS	811.50	-0.55	
BAWAG GROU...	49.38	-0.49	
RAIFFEISEN...	14.73	-0.40	

5Y



Information about previous performance does not guarantee future performance.

Source: FactSet

## Recent research

## on market

Date	Headline	Download
2022/11/24	 Montenegro   Strong performance in 2022 but numero...	
2022/11/18	 Global Equity Ratings	
2022/10/31	 Global Equity Ratings	
2022/10/05	 Global Strategy 4Q 2022	
2022/10/05	 Global Equity Ratings	

Intraday 1W 1M 6m 1Y 3Y

**Futures and Options**

Related Futures -

Related Options -

## Details

2022/11/28 12:16:29

Price

**1,030.09** EURDifference  **-0.91%** (-9.51)

## General attributes

ISIN AT0000496476

Symbol -

Country Europe

Security type Index

Instruments in index 29

## Market data

Open 1,039.49 EUR

High 1,040.17 EUR

Low 1,027.99 EUR

Close (prev. day) 1,039.60 EUR

Trading volume (m) -

Volume (pcs) -

## Performance and Risk

	6m	1Y	3Y
Perf (%)	-2.39%	-17.46%	-13.94%
Perf (abs.)	-25.46	-219.85	-168.42
Beta	-	-	-
Volatility	22.46	28.13	26.21



5Y

Information about previous performance does not guarantee future performance.

Source: FactSet

## Price data

Ø price 5 days   Ø volume 5 days (pcs.)	1,029.43 EUR (0)
Ø price 30 days   Ø volume 30 days (pcs.)	963.87 EUR (0)
Ø price 100 days   Ø volume 100 days (pcs.)	945.25 EUR (0)
Ø price 250 days   Ø volume 250 days (pcs.)	1,066.68 EUR (0)
YTD High   date	1,371.95 EUR (2022/01/13)
YTD Low   date	828.87 EUR (2022/10/03)
52 Weeks High   date	1,371.95 EUR (2022/01/13)
52 Weeks Low   date	828.87 EUR (2022/10/03)

## Composition

Name  ISIN	Price	Diff %  Diff +/-	Performance 	Date Time	Turnover Pc.  Turnover Money 
ALLEGRO.EU SA LU2237380790	5.259	-2.56% -0.14		22/11/28 12:01:33	- -
ANDRITZ AG AT0000730007	52.70	0.29% 0.15		22/11/28 12:12:03	17,083 896,107.25
BANCA TRANSILVANIA SA ROTLVAACNOR1	19.30	0.00% 0.00		22/11/28 12:13:37	97,689 1,884,589.80
BANK POLSKA KASA OPIEKI S... PLPEKAO00016	16.385	1.17% 0.19		22/11/28 08:15:19	- -
BAWAG GROUP AG AT0000BAWAG2	49.38	-3.27% -1.67		22/11/28 12:15:03	94,434 4,707,281.22
CD PROJEKT S.A. PLOPTTC00011	29.81	1.00% 0.30		22/11/28 12:10:58	1,464 43,709.75
CEZ AS CZ0005112300	811.50	-0.31% -2.50		22/11/28 12:16:03	18,981 15,419,586.00
DINO POLSKA SA PLDINPL00011	76.60	-0.42% -0.32		22/11/28 09:26:10	- -
ERSTE GROUP BANK AG AT0000652011	29.40	-1.04% -0.31		22/11/28 12:15:56	107,670 3,163,018.74
KGHM POLSKA MIEDZ SA PLKGHM000017	24.32	-1.10% -0.27		22/11/28 12:10:37	200 4,882.00
KOMERCNI BANKA CZ0008019106	734.00	0.34% 2.50		22/11/28 12:15:04	77,957 57,277,199.00
KRKA DD NPV SI0031102120	92.00	-2.13% -2.00		22/11/28 11:52:49	3,548 329,687.40
LPP SA PLLPP0000011	1,963.00	-0.30% -6.00		22/11/28 09:26:10	- -
MAYR-MELNHOF KARTON AG AT0000938204	160.80	-0.25% -0.40		22/11/28 12:08:32	4,674 753,515.00
MOL HUNGARIAN OIL & GAS P... HU0000153937	2,746.00	-0.79% -22.00		22/11/28 12:12:12	68,052 187,325,030.00
OMV AG AT0000743059	48.52	-2.84% -1.42		22/11/28 12:14:02	93,406 4,549,655.19
OMV PETROM S.A. RON0.1 ROSNPPACNOR9	0.449	-0.77% -0.00		22/11/28 12:12:03	3,240,106 1,454,651.41
OTP BANK PLC HU0000061726	10,830.00	0.28% 30.00		22/11/28 12:14:36	119,085 1,288,462,375.00
PGE POLSKA GRUPA ENERGETY... PLPGER000010	1.318	-0.94% -0.01		22/11/28 09:26:10	- -
PKN ORLEN SA PLPKN0000018	13.355	-2.20% -0.30		22/11/28 12:01:04	- -
POWSZECHNA KASA OSZCZEDNO... PLPKO0000016	6.074	0.76% 0.05		22/11/28 09:26:10	- -
POWSZECHNY ZAKLAD UBEZPIE... PLPZU0000011	6.836	1.45% 0.10		22/11/28 09:37:44	1,454 9,939.54
RAIFFEISEN BANK INTERNATI... AT0000606306	14.73	-1.34% -0.20		22/11/28 12:15:25	80,173 1,180,368.52
RICHTER GEDEON VEGYESZETI... HU0000123096	8,350.00	0.42% 35.00		22/11/28 12:15:10	106,306 891,083,475.00
SANTANDER BANK POLSKA SA PLBZ00000044	57.40	-0.35% -0.20		22/11/28 09:26:10	- -

SC FONDUL PROPRIETATEA RO... ROFPTAACNOR5	1.92	-0.41% -0.01		22/11/28 12:13:45	335,965 645,190.64
VERBUND AG AT0000746409	86.60	-2.09% -1.85		22/11/28 12:10:17	13,084 1,140,638.40
VOESTALPINE AG AT0000937503	25.88	-0.99% -0.26		22/11/28 12:16:17	48,792 1,264,604.30
WIENERBERGER AG AT0000831706	25.60	-0.54% -0.14		22/11/28 12:03:23	63,699 1,633,969.42