

AUSTRIA NTX(EUR)

ISIN: AT0000496476

WKN: -

Overview

2022/05/27 17:50:00

Price

1,063.60 EURDifference  -0.22% (-2.38)

General attributes

ISIN	AT0000496476
Symbol	-
Country	Europe
Instruments in index	30
Type of index	-
Security type	Index

Market data

Open	1,065.96 EUR
High	1,071.17 EUR
Low	1,057.87 EUR
Close (prev. day)	1,065.98 EUR
Trading volume (m)	-
Volume (pcs)	-

Top 5

Name 	Price	+ - (%)	Trend 
MAYR-MELNH...	161.40	+3.73	
WIENERBERG...	26.08	+3.25	
MOL HUNGAR...	2,560.00	+2.24	
ANDRITZ AG	43.22	+1.60	
VOESTALPIN...	27.90	+1.31	

Intraday 1W 1M 6m 1Y 3Y

Flop 5

Name 	Price	+ - (%)	Trend 
OTP BANK P...	8,530.00	-5.33	
VERBUND AG	90.35	-2.32	
RAIFFEISEN...	12.33	-1.20	
ERSTE GROU...	29.11	-0.72	
RICHTER GE...	7,300.00	-0.54	

5Y













Information about previous performance does not guarantee future performance.

Source: FactSet

Recent research

on market

Date	Headline	Download
2022/05/25	 Global Equity Ratings	
2022/05/20	 Montenegro A lot of question marks but few answe...	
2022/05/04	 Global Equity Ratings	
2022/04/19	 Global Strategy 2Q22	
2022/04/14	 Global Equity Ratings	

Intraday 1W 1M 6m 1Y 3Y

Futures and Options

Related Futures -

Related Options -

Details

2022/05/27 17:50:00

Price

1,063.60 EURDifference  -0.22% (-2.38)

General attributes

ISIN AT0000496476

Symbol -

Country Europe

Security type Index

Instruments in index 30

Market data

Open 1,065.96 EUR

High 1,071.17 EUR

Low 1,057.87 EUR

Close (prev. day) 1,065.98 EUR

Trading volume (m) -

Volume (pcs) -

Performance and Risk

	6m	1Y	3Y
Perf (%)	-11.98%	-11.42%	-7.32%
Perf (abs.)	-144.77	-137.14	-84.06
Beta	-	-	-
Volatility	32.51	24.76	25.00



Information about previous performance does not guarantee future performance.

Source: FactSet

Price data

Ø price 5 days Ø volume 5 days (pcs.)	1,067.57 EUR (0)
Ø price 30 days Ø volume 30 days (pcs.)	1,058.96 EUR (0)
Ø price 100 days Ø volume 100 days (pcs.)	1,163.96 EUR (0)
Ø price 250 days Ø volume 250 days (pcs.)	1,220.67 EUR (0)
YTD High date	1,371.95 EUR (2022/01/13)
YTD Low date	944.15 EUR (2022/03/07)
52 Weeks High date	1,371.95 EUR (2022/01/13)
52 Weeks Low date	944.15 EUR (2022/03/07)

Composition

Name  ISIN	Price	Diff %  Diff +/-	Performance 	Date Time	Turnover Pc.  Turnover Money 
ALLEGRO.EU SA LU2237380790	5.478	6.16% 0.32		22/05/27 22:27:12	150 816.75
ANDRITZ AG AT0000730007	43.22	1.60% 0.68		22/05/27 17:35:05	97,450 4,206,599.26
BANCA TRANSILVANIA SA ROTLVAACNOR1	2.495	0.81% 0.02		22/05/27 16:59:36	2,393,035 5,943,833.62
BANK POLSKA KASA OPIEKI S... PLPEKAO00016	19.995	-1.89% -0.39		22/05/27 22:02:15	- -
BAWAG GROUP AG AT0000BAWAG2	48.24	0.21% 0.10		22/05/27 17:35:11	65,978 3,177,449.94
CD PROJEKT S.A. PLOPTTC00011	24.62	2.58% 0.62		22/05/27 22:27:13	5,234 125,791.43
CEZ AS CZ0005112300	1,085.00	-0.46% -5.00		22/05/27 16:19:39	294,363 321,169,103.00
DINO POLSKA SA PLDINPL00011	63.92	0.16% 0.10		22/05/27 22:27:20	12 766.52
ERSTE GROUP BANK AG AT0000652011	29.11	-0.72% -0.21		22/05/27 17:37:39	484,348 14,085,679.76
IMMOFINANZ AG AT0000A21KS2	22.92	0.26% 0.06		22/05/27 17:35:15	109,226 2,494,306.64
KGHM POLSKA MIEDZ SA PLKGHM000017	31.87	3.34% 1.03		22/05/27 22:27:18	181 5,639.17
KOMERCNI BANKA CZ0008019106	730.00	1.11% 8.00		22/05/27 16:15:08	196,985 143,594,807.00
KRKA DD NPV SI0031102120	87.00	0.93% 0.80		22/05/27 15:24:47	7,668 666,479.20
LPP SA PLLPP0000011	2,186.00	2.56% 54.66		22/05/27 22:02:15	- -
MAYR-MELNHOF KARTON AG AT0000938204	161.40	3.73% 5.80		22/05/27 17:37:19	5,583 892,441.80
MOL HUNGARIAN OIL & GAS P... HU0000153937	2,560.00	2.24% 56.00		22/05/27 17:20:00	1,733,133 4,389,759,328.00
OMV AG AT0000743059	53.86	0.82% 0.44		22/05/27 17:35:19	263,596 14,154,390.04
OMV PETROM S.A. RON0.1 ROSNPPACNOR9	0.4525	0.44% 0.00		22/05/27 16:59:29	3,998,733 1,808,120.55
OTP BANK PLC HU0000061726	8,530.00	-5.33% -480.00		22/05/27 17:20:00	3,906,281 34,321,891,188.00
PGE POLSKA GRUPA ENERGETY... PLPGER000010	2.199	-1.65% -0.04		22/05/27 22:27:20	300 671.40
PKN ORLEN SA PLPKN0000018	15.40	-1.31% -0.21		22/05/27 22:27:17	2,936 45,110.28
POLSKIE GORNICTWO NAFTOWE... PLPGNIG00014	1.3595	-0.48% -0.01		22/05/27 22:27:20	412 568.33
POWSZECHNA KASA OSZCZEDNO... PLPKO0000016	6.83	-2.43% -0.17		22/05/27 22:02:15	- -
POWSZECHNY ZAKLAD UBEZPIE... PLPZU0000011	7.046	-0.82% -0.06		22/05/27 22:27:18	138 972.35
RAIFFEISEN BANK INTERNATI... AT0000606306	12.33	-1.20% -0.15		22/05/27 17:35:11	627,668 7,708,318.27

RICHTER GEDEON VEGYESZETI... HU0000123096	7,300.00	-0.54% -40.00		22/05/27 17:19:59	90,299 660,042,760.00
SC FONDUL PROPRIETATEA RO... ROFPTAACNOR5	2.02	0.00% 0.00		22/05/27 17:00:00	5,118,725 10,356,988.59
VERBUND AG AT0000746409	90.35	-2.32% -2.15		22/05/27 17:35:17	139,438 12,620,427.35
VOESTALPINE AG AT0000937503	27.90	1.31% 0.36	█	22/05/27 17:35:20	279,415 7,759,342.44
WIENERBERGER AG AT0000831706	26.08	3.25% 0.82	█	22/05/27 17:35:21	204,561 5,284,397.16