

## AUSTRIA NTX(EUR)

ISIN: AT0000496476

WKN: -

## Overview

2022/01/28 17:50:00

Price

**1,290.10** EURDifference  -1.46% (-19.16)

## General attributes

ISIN	AT0000496476
Symbol	-
Country	Europe
Instruments in index	30
Type of index	-
Security type	Index

## Market data







Open	1,308.18 EUR
High	1,308.75 EUR
Low	1,279.70 EUR
Close (prev. day)	1,309.26 EUR
Trading volume (m)	-
Volume (pcs)	-

## Top 5

Name 	Price	+ -	Trend
		(%) 	
SC FONDUL ...	2.04	+1.24	
IMMOFINANZ...	23.14	+1.05	
BANCA TRAN...	2.63	+0.96	
OTP BANK P...	17,980.00	+0.73	
WIENERBERG...	31.94	+0.69	

Intraday 1W 1M 6m 1Y 3Y

## Flop 5

Name 	Price	+ -	(%) 	Trend
RAIFFEISEN...	24.64	-2.14		
ANDRITZ AG	45.94	-1.92		
VOESTALPIN...	29.60	-1.73		
ERSTE GROU...	41.39	-1.64		
MAYR-MELNH...	171.00	-1.38		

Intraday 1W 1M 6m 1Y 3Y

5Y



Information about previous performance does not guarantee future performance.

Source: FactSet

## Recent research

on market

Date	Headline	Download
2022/01/17	 Global Equity Ratings	
2022/01/10	 Global Strategy 1Q 2022	
2021/12/28	 Global Equity Ratings	
2021/12/14	 Bosnia and Herzegovina   Recovery on track but pol...	
2021/12/09	 Global Equity Ratings	

**Futures and Options**

**Related Futures** -

**Related Options** -

## Details

2022/01/28 17:50:00

Price

**1,290.10** EURDifference  -1.46% (-19.16)

## General attributes

ISIN AT0000496476

Symbol -

Country Europe

Security type Index

Instruments in index 30

## Market data

Open 1,308.18 EUR

High 1,308.75 EUR

Low 1,279.70 EUR

Close (prev. day) 1,309.26 EUR

Trading volume (m) -

Volume (pcs) -

## Performance and Risk

	6m	1Y	3Y
Perf (%)	+7.18%	+22.89%	+8.54%
Perf (abs.)	+86.46	+240.34	+101.50
Beta	-	-	-
Volatility	15.77	14.24	22.04



5Y

Information about previous performance does not guarantee future performance.

Source: FactSet

## Price data

Ø price 5 days   Ø volume 5 days (pcs.)	1,285.67 EUR (0)
Ø price 30 days   Ø volume 30 days (pcs.)	1,306.56 EUR (0)
Ø price 100 days   Ø volume 100 days (pcs.)	1,289.01 EUR (0)
Ø price 250 days   Ø volume 250 days (pcs.)	1,211.74 EUR (0)
YTD High   date	1,371.95 EUR (2022/01/13)
YTD Low   date	1,254.72 EUR (2022/01/24)
52 Weeks High   date	1,371.95 EUR (2022/01/13)
52 Weeks Low   date	1,028.25 EUR (2021/01/29)

## Composition

Name  ISIN	Price	Diff %  Diff +/-	Performance 	Date Time	Turnover Pc.  Turnover Money 
ALLEGRO.EU SA LU2237380790	7.766	-2.27% -0.18		22/01/28 22:26:58	2,252 17,372.37
ANDRITZ AG AT0000730007	45.94	-1.92% -0.90		22/01/28 17:35:11	141,928 6,515,999.52
AVAST PLC ORD GBP0.10 GB00BDD85M81	179.00	0.00% 0.00		22/01/28 16:15:13	16,136 2,889,377.40
BANCA TRANSILVANIA CLUJ R... ROTLVAACNOR1	2.63	0.96% 0.03		22/01/28 16:53:02	2,680,021 7,042,045.09
BANK POLSKA KASA OPIEKI S... PLPEKAO00016	29.37	0.69% 0.20		22/01/28 22:27:04	6 173.28
BAWAG GROUP AG AT0000BAWAG2	53.35	0.09% 0.05		22/01/28 17:35:26	143,053 7,595,369.65
CA IMMOBILIEN ANLAGEN AG AT0000641352	32.70	-0.61% -0.20		22/01/28 17:35:13	80,287 2,605,153.45
CD PROJEKT S.A. PLOPTTC00011	36.825	-3.84% -1.47		22/01/28 22:26:59	15,639 579,125.40
CEZ AS CZ0005112300	802.50	-0.31% -2.50		22/01/28 16:21:48	126,975 102,181,288.00
DINO POLSKA SA PLDINPL00011	67.00	-3.32% -2.30		22/01/28 22:27:06	120 8,424.40
ERSTE GROUP BANK AG AT0000652011	41.39	-1.64% -0.69		22/01/28 17:35:25	425,087 17,568,511.66
IMMOFINANZ AG AT0000A21KS2	23.14	1.05% 0.24		22/01/28 17:35:06	630,111 14,508,795.56
KGHM POLSKA MIEDZ SA PLKGHM000017	31.73	0.03% 0.01		22/01/28 22:27:04	588 18,324.14
KOMERCNI BANKA CZ0008019106	943.50	-1.20% -11.50		22/01/28 16:17:37	56,891 53,979,141.00
KRKA DD NPV SI0031102120	114.00	-1.30% -1.50		22/01/28 14:53:37	10,077 1,155,114.00
LPP SA PLLPP0000011	3,450.00	-1.15% -40.00		22/01/28 22:02:32	- -
MAYR-MELNHOF KARTON AG AT0000938204	171.00	-1.38% -2.40		22/01/28 17:35:00	5,562 955,095.40
MOL HUNGARIAN OIL & GAS P... HU0000153937	2,728.00	-0.80% -22.00		22/01/28 17:19:59	805,419 2,189,931,956.00
OMV AG AT0000743059	54.26	-0.48% -0.26		22/01/28 17:35:25	343,500 18,580,841.72
OTP BANK PLC HU0000061726	17,980.00	0.73% 130.00		22/01/28 17:20:01	432,136 7,662,385,595.00
PKN ORLEN SA PLPKN0000018	15.89	-1.12% -0.18		22/01/28 22:27:03	1,112 17,641.98
POLSKIE GORNICTWO NAFTOWE... PLPGNIG00014	1.1595	0.26% 0.00		22/01/28 22:02:32	- -
POWSZECHNA KASA OSZCZEDNO... PLPKO0000016	10.38	-1.14% -0.12		22/01/28 22:02:32	- -
POWSZECHNY ZAKLAD UBEZPIE... PLPZU0000011	7.92	-0.68% -0.05		22/01/28 22:27:04	526 4,136.46
RAIFFEISEN BANK INTERNATI... AT0000606306	24.64	-2.14% -0.54		22/01/28 17:35:11	422,130 10,452,389.84

RICHTER GEDEON VEGYESZETI... HU0000123096	8,255.00	-0.60% -50.00		22/01/28 17:20:01	174,021 1,437,413,255.00
SC FONDUL PROPRIETATEA RO... ROFPTAACNOR5	2.04	1.24% 0.03		22/01/28 16:50:19	1,966,234 4,010,389.18
VERBUND AG KAT. A AT0000746409	93.50	0.00% 0.00		22/01/28 17:40:06	121,076 11,276,067.95
VOESTALPINE AG AT0000937503	29.60	-1.73% -0.52		22/01/28 17:35:09	607,556 17,981,003.36
WIENERBERGER AG AT0000831706	31.94	0.69% 0.22		22/01/28 17:35:05	143,570 4,560,677.92