

## AUSTRIA NTX(EUR)

ISIN: AT0000496476

WKN: -

## Overview

2022/01/21 09:23:14

Price

**1,321.70** EURDifference  -1.39% (-18.67)

## General attributes

ISIN	AT0000496476
Symbol	-
Country	Europe
Instruments in index	30
Type of index	-
Security type	Index

## Market data



Open	1,339.45 EUR
High	1,339.49 EUR
Low	1,321.24 EUR
Close (prev. day)	1,340.37 EUR
Trading volume (m)	-
Volume (pcs)	-

## Top 5

Name 	Price	+ - (%) 	Trend 
VERBUND AG...	92.20	+1.98	
SC FONDUL ...	2.01	+1.21	
ANDRITZ AG	46.96	+0.25	
CEZ AS	809.00	+0.06	

Intraday 1W 1M 6m 1Y 3Y

## Flop 5

Name 	Price	+ - (%) 	Trend 
RICHTER GE...	8,315.00	-2.97	
OMV AG	53.92	-1.93	
OTP BANK P...	17,300.00	-1.61	
KOMERCNI B...	956.00	-1.29	
RAIFFEISEN...	24.52	-0.95	

5Y



Information about previous performance does not guarantee future performance.

Source: FactSet

## Recent research

on market

Date	Headline	Download
2022/01/17	 Global Equity Ratings	
2022/01/10	 Global Strategy 1Q 2022	
2021/12/28	 Global Equity Ratings	
2021/12/14	 Bosnia and Herzegovina   Recovery on track but pol...	
2021/12/09	 Global Equity Ratings	

Intraday 1W 1M 6m 1Y 3Y

**Futures and Options**

Related Futures -

Related Options -

## Details

2022/01/21 09:23:14

Price

**1,321.70** EURDifference  -1.39% (-18.67)

## General attributes

ISIN AT0000496476

Symbol -

Country Europe

Security type Index

Instruments in index 30

## Market data

Open 1,339.45 EUR

High 1,339.49 EUR

Low 1,321.24 EUR

Close (prev. day) 1,340.37 EUR

Trading volume (m) -

Volume (pcs) -

## Performance and Risk

	6m	1Y	3Y
Perf (%)	+13.51%	+25.31%	+11.78%
Perf (abs.)	+159.48	+270.72	+141.24
Beta	-	-	-
Volatility	14.04	13.58	21.86



5Y


Information about previous performance does not guarantee future performance.

Source: FactSet

## Price data

Ø price 5 days   Ø volume 5 days (pcs.)	1,349.41 EUR (0)
Ø price 30 days   Ø volume 30 days (pcs.)	1,300.12 EUR (0)
Ø price 100 days   Ø volume 100 days (pcs.)	1,289.34 EUR (0)
Ø price 250 days   Ø volume 250 days (pcs.)	1,206.20 EUR (0)
YTD High   date	1,371.95 EUR (2022/01/13)
YTD Low   date	1,290.50 EUR (2022/01/03)
52 Weeks High   date	1,371.95 EUR (2022/01/13)
52 Weeks Low   date	1,010.45 EUR (2021/01/28)

## Composition

Name  ISIN	Price	Diff %  Diff +/-	Performance 	Date Time	Turnover Pc.  Turnover Money 
ALLEGRO.EU SA LU2237380790	8.75	-0.68% -0.06		22/01/21 09:05:52	95 831.25
ANDRITZ AG AT0000730007	46.96	-2.00% -0.96		22/01/21 09:21:58	7,206 339,032.38
AVAST PLC ORD GBP0.10 GB00BDD85M81	175.50	0.29% 0.50		22/01/21 09:05:29	1,630 287,280.00
BANCA TRANSILVANIA CLUJ R... ROTLVAACNOR1	2.61	-0.76% -0.02		22/01/21 09:22:03	134,990 351,787.69
BANK POLSKA KASA OPIEKI S... PLPEKAO00016	29.04	-0.82% -0.24		22/01/21 08:15:15	- -
BAWAG GROUP AG AT0000BAWAG2	53.65	-0.37% -0.20		22/01/21 09:18:41	6,289 336,435.30
CA IMMOBILIEN ANLAGEN AG AT0000641352	32.80	-0.15% -0.05		22/01/21 09:11:24	2,200 72,123.35
CD PROJEKT S.A. PLOPTTC00011	41.84	0.59% 0.25		22/01/21 09:15:14	581 23,876.66
CEZ AS CZ0005112300	809.00	-0.49% -4.00		22/01/21 09:23:01	7,381 5,981,218.00
DINO POLSKA SA PLDINPL00011	72.70	-2.10% -1.56		22/01/21 09:16:01	- -
ERSTE GROUP BANK AG AT0000652011	42.81	-1.31% -0.57		22/01/21 09:22:27	29,126 1,245,913.15
IMMOFINANZ AG AT0000A21KS2	22.76	-0.18% -0.04		22/01/21 09:21:47	13,417 305,340.58
KGHM POLSKA MIEDZ SA PLKGHM000017	32.80	-1.47% -0.49		22/01/21 09:05:47	- -
KOMERCNI BANKA CZ0008019106	956.00	-0.21% -2.00		22/01/21 09:21:26	12,349 11,809,390.00
KRKA DD NPV SI0031102120	119.00	-% -		22/01/21 09:18:45	667 79,373.00
LPP SA PLLPP0000011	3,662.00	-6.29% -246.00		22/01/21 08:15:09	- -
MAYR-MELNHOF KARTON AG AT0000938204	186.40	-1.69% -3.20		22/01/21 09:22:46	1,727 319,421.40
MOL HUNGARIAN OIL & GAS P... HU0000153937	2,622.00	-1.13% -30.00		22/01/21 09:22:54	26,502 69,595,130.00
OMV AG AT0000743059	53.92	-1.96% -1.08		22/01/21 09:22:44	27,894 1,506,843.34
OTP BANK PLC HU0000061726	17,300.00	-2.20% -390.00		22/01/21 09:23:03	92,891 1,620,345,590.00
PKN ORLEN SA PLPKN0000018	17.43	-1.53% -0.27		22/01/21 08:30:29	- -
POLSKIE GORNICTWO NAFTOWE... PLPGNIG00014	1.2355	0.73% 0.01		22/01/21 08:15:14	- -
POWSZECHNA KASA OSZCZEDNO... PLPKO0000016	10.325	-0.77% -0.08		22/01/21 08:15:08	- -
POWSZECHNY ZAKLAD UBEZPIE... PLPZU0000011	7.872	-0.28% -0.02		22/01/21 08:15:10	- -
RAIFFEISEN BANK INTERNATI... AT0000606306	24.52	-2.39% -0.60		22/01/21 09:22:44	17,157 422,557.28

RICHTER GEDEON VEGYESZETI... HU0000123096	8,315.00	-0.36% -30.00		22/01/21 09:22:21	37,520 311,617,960.00
SC FONDUL PROPRIETATEA RO... ROFPTAACNOR5	2.01	-0.74% -0.02		22/01/21 09:22:00	66,503 134,059.85
VERBUND AG KAT. A AT0000746409	92.20	-0.75% -0.70		22/01/21 09:21:53	4,456 410,861.35
VOESTALPINE AG AT0000937503	32.34	-3.41% -1.14		22/01/21 09:22:47	19,971 650,073.18
WIENERBERGER AG AT0000831706	33.62	-1.06% -0.36		22/01/21 09:22:44	13,223 444,427.24