

AUSTRIA NTX(EUR)

ISIN: AT0000496476

WKN: -

Overview

2020/10/20 10:16:31

Price

833.93 EUR

Difference  0.05% (0.38)








General attributes

| | |
|----------------------|--------------|
| ISIN | AT0000496476 |
| Symbol | - |
| Country | Europe |
| Instruments in index | 31 |
| Type of index | - |
| Security type | Index |

Market data

| | |
|--------------------|------------|
| Open | 833.26 EUR |
| High | 835.02 EUR |
| Low | 829.05 EUR |
| Close (prev. day) | 833.55 EUR |
| Trading volume (m) | - |
| Volume (pcs) | - |

Top 5

| Name  | Price | + - (%) | Trend  |
|--|----------|---------|---|
| ERSTE GROU... | 17.865 | +2.12 |  |
| GEDEON RIC... | 6,830.00 | +2.05 |  |
| IMMOFINANZ... | 13.41 | +1.80 |  |
| OTP BANK P... | 9,970.00 | +1.34 |  |
| VERBUND AG... | 53.60 | +0.58 |  |

Intraday 1W 1M 6m 1Y 3Y

Flop 5

| Name  | Price | + - (%) | Trend  |
|--|--------|---------|---|
| WIENERBERG... | 24.60 | -2.75 |  |
| ANDRITZ AG | 29.58 | -1.95 |  |
| SC FONDUL ... | 1.305 | -1.51 |  |
| MAYR-MELNH... | 148.60 | -1.20 |  |






5Y



Information about previous performance does not guarantee future performance.

Source: FactSet

Recent research

| on market | | |
|------------|---|---|
| Date | Headline | Download |
| 2020/10/19 |  Global Equity Ratings |  |
| 2020/10/05 |  Will the IMF raise its global GDP forecast? | |
| 2020/10/01 |  Global Equity Ratings |  |
| 2020/09/22 |  Global Strategy Q4 2020 |  |
| 2020/09/16 |  Baltics Outlook Baltics benefited from less stri... |  |

CA IMMOBIL... 25.85 -0.95 ↘

Intraday 1W 1M 6m 1Y 3Y

Futures and Options

Related Futures -

Related Options -

Details

2020/10/20 10:16:31

Price

833.93 EUR

Difference



0.05% (0.38)

General attributes

ISIN AT0000496476

Symbol -

Country Europe

Security type Index

Instruments in index 31

Market data

Open 833.26 EUR

High 835.02 EUR

Low 829.05 EUR

Close (prev. day) 833.55 EUR

Trading volume (m) -

Volume (pcs) -

Performance and Risk

| | 6m | 1Y | 3Y |
|-------------|--------|---------|---------|
| Perf (%) | +1.67% | -28.46% | -35.13% |
| Perf (abs.) | +13.67 | -331.55 | -451.43 |
| Beta | - | - | - |
| Volatility | 22.31 | 31.74 | 21.28 |



5Y

Information about previous performance does not guarantee future performance.

Source: FactSet

Price data

| | |
|---|---------------------------|
| Ø price 5 days Ø volume 5 days (pcs.) | 837.53 EUR (0) |
| Ø price 30 days Ø volume 30 days (pcs.) | 856.10 EUR (0) |
| Ø price 100 days Ø volume 100 days (pcs.) | 896.05 EUR (0) |
| Ø price 250 days Ø volume 250 days (pcs.) | 984.80 EUR (0) |
| YTD High date | 1,233.48 EUR (2020/01/02) |
| YTD Low date | 683.47 EUR (2020/03/19) |
| 52 Weeks High date | 1,237.10 EUR (2019/11/07) |
| 52 Weeks Low date | 683.47 EUR (2020/03/19) |

Composition

| Name  ISIN | Price | Diff %  Diff +/- | Performance  | Date Time | Turnover Pc.  Turnover Money  |
|--|----------|--|---|----------------------|--|
| ALLEGRO.EU SA LU2237380790 | 18.424 | 0.68% 0.12 |  | 20/10/20 10:14:59 | 9,368 171,921.62 |
| ANDRITZ AG AT0000730007 | 29.58 | 1.16% 0.34 |  | 20/10/20 10:15:27 | 12,657 370,653.22 |
| BANCA TRANSILVANIA CLUJ R... ROTLVAACNOR1 | 2.09 | 0.00% 0.00 | | 20/10/20 10:14:31 | 214,854 447,563.62 |
| BANK PEKAO SA PLPEKAO00016 | 10.045 | -2.33% -0.24 |  | 20/10/20 08:04:55 | - - |
| BANK ZACHODNI WBK S.A. PLBZ00000044 | 27.64 | -4.49% -1.30 |  | 20/10/20 08:04:55 | - - |
| BAWAG GROUP AG AT0000BAWAG2 | 33.18 | 0.55% 0.18 |  | 20/10/20 10:16:32 | 9,367 310,970.76 |
| CA IMMOBILIEN ANLAGEN AG AT0000641352 | 25.85 | -1.15% -0.30 |  | 20/10/20 10:15:10 | 25,735 666,585.20 |
| CD PROJEKT SA PLN1.00 PLOPTTC00011 | 82.64 | -0.65% -0.54 |  | 20/10/20 10:05:02 | 688 56,579.30 |
| CEZ AS CZ0005112300 | 440.00 | -0.11% -0.50 |  | 20/10/20 10:14:36 | 4,062 1,788,710.50 |
| DINO POLSKA SA PLN0.10 PLDINPL00011 | 49.76 | -2.91% -1.49 |  | 20/10/20 09:16:01 | - - |
| ERSTE GROUP BANK AG AT0000652011 | 17.865 | 0.03% 0.01 |  | 20/10/20 10:16:14 | 54,119 963,128.64 |
| GEDEON RICHTER PLC HU0000123096 | 6,830.00 | 1.41% 95.00 |  | 20/10/20 10:16:12 | 64,259 435,785,005.00 |
| GRUPA LOTOS SA PLOTOS00025 | 6.794 | -0.44% -0.03 |  | 20/10/20 08:07:04 | - - |
| IMMOFINANZ AG AT0000A21KS2 | 13.41 | -1.47% -0.20 |  | 20/10/20 10:15:15 | 37,039 498,890.03 |
| KGHM POLSKA MIEDZ SA PLN1... PLKGHM000017 | 27.04 | -0.37% -0.10 |  | 20/10/20 08:31:01 | - - |
| KOMERCNI BANKA CZ0008019106 | 487.50 | 0.31% 1.50 |  | 20/10/20 10:13:29 | 5,000 2,438,517.00 |
| KRKA DD NPV SI0031102120 | 82.40 | -% - | | 20/10/20 09:53:03 | 858 70,037.20 |
| LPP SA PLN2.00 PLLPP0000011 | 1,306.00 | 0.23% 3.00 |  | 20/10/20 08:05:04 | - - |
| MAYR-MELNHOF KARTON AG AT0000938204 | 148.60 | -0.13% -0.20 |  | 20/10/20 09:54:29 | 293 43,696.80 |
| MOL HUNGARIAN OIL & GAS P... HU0000153937 | 1,654.00 | -1.19% -20.00 |  | 20/10/20 10:16:25 | 124,320 206,401,946.00 |
| OMV AG AT0000743059 | 22.66 | -1.56% -0.36 |  | 20/10/20 10:16:13 | 96,805 2,179,159.12 |
| OTP BANK PLC HU0000061726 | 9,970.00 | 1.42% 140.00 |  | 20/10/20 10:15:56 | 94,987 943,998,255.00 |
| PKN ORLEN SA PLPKN0000018 | 9.102 | 0.46% 0.04 |  | 20/10/20 08:04:55 | - - |
| POLSKIE GORNICTWO NAFTOWE... PLPGNIG00014 | 1.00 | -% - | | 20/10/20 08:05:27 | - - |
| POWSZECHNA KASA OSZCZED B... PLPKO0000016 | 4.287 | -3.58% -0.16 |  | 20/10/20 08:04:55 | - - |

| | | | | | |
|--|-------|-----------------|---|----------------------|----------------------|
| POWSZECHNY ZAKLAD UBEZPIE... PLPZU0000011 | 4.765 | -2.83% -0.14 | | 20/10/20 08:04:55 | - - |
| RAIFFEISEN BANK INTERNATI... AT0000606306 | 13.19 | 0.23% 0.03 | | 20/10/20 10:15:02 | 50,429 661,529.71 |
| SC FONDUL PROPRIETATEA RO... ROFPTAACNOR5 | 1.305 | 0.00% 0.00 | | 20/10/20 10:07:45 | 1,010 1,318.15 |
| VERBUND AG KAT. A AT0000746409 | 53.60 | 2.29% 1.20 | ■ | 20/10/20 10:13:25 | 9,718 515,040.65 |
| VOESTALPINE AG AT0000937503 | 24.33 | 0.33% 0.08 | | 20/10/20 10:16:16 | 28,955 700,652.54 |
| WIENERBERGER AG AT0000831706 | 24.60 | -0.65% -0.16 | | 20/10/20 10:13:20 | 35,375 870,094.64 |