

AUSTRIA NTX(EUR)

ISIN: AT0000496476

WKN: -

Overview

2020/09/25 13:05:46

Price

819.64 EURDifference  -0.58% (-4.82)

General attributes

ISIN	AT0000496476
Symbol	-
Country	Europe
Instruments in index	30
Type of index	-
Security type	Index

Market data






Open	825.02 EUR
High	831.22 EUR
Low	819.63 EUR
Close (prev. day)	824.46 EUR
Trading volume (m)	-
Volume (pcs)	-

Top 5

Name 	Price	+ - (%)	Trend 
ANDRITZ AG	26.70	+3.54	
VERBUND AG...	45.76	+1.41	
SC FONDUL ...	1.315	+1.14	
BAWAG GROU...	30.12	+0.52	
GEDEON RIC...	6,805.00	+0.44	

Intraday **1W** 1M 6m 1Y 3Y

Flop 5

Name 	Price	+ - (%)	Trend 
MOL HUNGAR...	1,569.00	-4.08	
BANCA TRAN...	2.335	-3.11	
OTP BANK P...	8,950.00	-2.20	


5Y



Information about previous performance does not guarantee future performance.

Source: FactSet

Recent research

on market		
Date	Headline	Download
2020/09/22	 Global Strategy Q4 2020	
2020/09/16	 Baltics Outlook Baltics benefited from less stri...	
2020/09/01	 Updates on J&J, LVMH, NVIDIA, Samsung	
2020/07/31	 Global Equity Ratings	
2020/07/24	 Global Equity Ratings	

OMV AG	23.62	-2.10	↓		
VOESTALPIN...	21.50	-1.76	↓		
Intraday	1W	1M	6m	1Y	3Y

Futures and Options

Related Futures	-
Related Options	-

Details

2020/09/25 13:05:46

Price

819.64 EUR

Difference

**-0.58%** (-4.82)

General attributes

ISIN AT0000496476

Symbol -

Country Europe

Security type Index

Instruments in index 30

Market data

Open 825.02 EUR

High 831.22 EUR

Low 819.63 EUR

Close (prev. day) 824.46 EUR

Trading volume (m) -

Volume (pcs) -

Performance and Risk

	6m	1Y	3Y
Perf (%)	+7.50%	-28.55%	-34.70%
Perf (abs.)	+57.50	-329.38	-438.15
Beta	-	-	-
Volatility	25.62	31.53	21.14



5Y

Information about previous performance does not guarantee future performance.

Source: FactSet

Price data

Ø price 5 days Ø volume 5 days (pcs.)	842.46 EUR (0)
Ø price 30 days Ø volume 30 days (pcs.)	892.11 EUR (0)
Ø price 100 days Ø volume 100 days (pcs.)	899.19 EUR (0)
Ø price 250 days Ø volume 250 days (pcs.)	1,005.62 EUR (0)
YTD High date	1,233.48 EUR (2020/01/02)
YTD Low date	683.47 EUR (2020/03/19)
52 Weeks High date	1,237.10 EUR (2019/11/07)
52 Weeks Low date	683.47 EUR (2020/03/19)

Composition

Name  ISIN	Price	Diff %  Diff +/-	Performance 	Date Time	Turnover Pc.  Turnover Money 
ANDRITZ AG AT0000730007	26.70	1.52% 0.40		20/09/25 13:05:42	91,645 2,448,278.68
BANCA TRANSILVANIA CLUJ R... ROTLVAACNOR1	2.335	0.00% 0.00		20/09/25 13:05:04	656,020 1,544,660.73
BANK PEKAO SA PLPEKAO00016	8.648	-1.05% -0.09		20/09/25 08:08:00	- -
BANK ZACHODNI WBK S.A. PLBZ00000044	29.76	-2.04% -0.62		20/09/25 08:07:31	- -
BAWAG GROUP AG AT0000BAWAG2	30.12	-1.76% -0.54		20/09/25 13:05:26	28,380 860,977.78
CA IMMOBILIEN ANLAGEN AG AT0000641352	24.85	-2.36% -0.60		20/09/25 13:00:05	50,130 1,261,997.00
CD PROJEKT SA PLN1.00 PLOPTTC00011	88.02	-1.08% -0.96		20/09/25 12:50:43	264 23,697.12
CEZ AS CZ0005112300	438.00	0.57% 2.50		20/09/25 13:02:22	31,120 13,658,760.00
DINO POLSKA SA PLN0.10 PLDINPL00011	49.30	-1.04% -0.52		20/09/25 09:16:01	- -
ERSTE GROUP BANK AG AT0000652011	17.71	-1.86% -0.34		20/09/25 13:05:18	209,682 3,766,568.86
GEDEON RICHTER PLC HU0000123096	6,805.00	-0.37% -25.00		20/09/25 13:04:41	83,028 565,733,840.00
GRUPA LOTOS SA PLLOTOS00025	7.422	-5.04% -0.39		20/09/25 08:07:31	- -
IMMOFINANZ AG AT0000A21KS2	13.04	-1.29% -0.17		20/09/25 13:05:30	103,970 1,370,203.11
KGHM POLSKA MIEDZ SA PLN1... PLKGHM000017	25.90	-2.19% -0.58		20/09/25 12:20:57	580 15,052.00
KOMERCNI BANKA CZ0008019106	489.00	0.20% 1.00		20/09/25 13:00:52	68,462 33,689,074.00
KRKA DD NPV SI0031102120	85.00	-0.47% -0.40		20/09/25 12:40:06	1,805 153,652.20
LPP SA PLN2.00 PLLPP0000011	1,431.00	-3.05% -45.00		20/09/25 08:15:42	- -
MAYR-MELNHOF KARTON AG AT0000938204	150.80	0.67% 1.00		20/09/25 12:57:07	6,718 1,014,346.60
MOL HUNGARIAN OIL & GAS P... HU0000153937	1,569.00	1.10% 17.00		20/09/25 13:04:41	716,911 1,124,004,001.00
OMV AG AT0000743059	23.62	-2.40% -0.58		20/09/25 13:05:31	221,582 5,313,887.78
OTP BANK PLC HU0000061726	8,950.00	0.79% 70.00		20/09/25 13:05:31	314,167 2,825,335,705.00
PKN ORLEN SA PLPKN0000018	265.70	0.11% 0.30		20/09/25 09:53:44	160 42,512.00
POLSKIE GORNICTWO NAFTOWE... PLPGNIG00014	1.018	1.94% 0.02		20/09/25 08:07:32	- -
POWSZECHNA KASA OSZCZED B... PLPKO0000016	4.252	-0.98% -0.04		20/09/25 08:07:32	- -
POWSZECHNY ZAKLAD UBEZPIE... PLPZU0000011	5.50	-% -		20/09/25 08:12:17	- -

RAIFFEISEN BANK INTERNATI... AT0000606306	13.12	-1.06% -0.14		20/09/25 13:05:16	94,671 1,250,491.97
SC FONDUL PROPRIETATEA RO... ROFPTAACNOR5	1.315	-1.13% -0.02		20/09/25 13:00:49	2,493,073 3,321,203.55
VERBUND AG KAT. A AT0000746409	45.76	-0.48% -0.22		20/09/25 13:05:19	25,007 1,150,425.92
VOESTALPINE AG AT0000937503	21.50	-1.33% -0.29		20/09/25 13:05:30	61,527 1,332,642.01
WIENERBERGER AG AT0000831706	21.10	-1.59% -0.34		20/09/25 13:02:48	73,547 1,565,841.72