

SOLENO THERAPEUTICS INC COM USD0.001 (POST REV SPLT)

ISIN: **US8342033094** WKN: **834203309**

Overview

2022/09/07 08:01:36

Price
1.96 EURDifference  -6.35% (-0.13)

General attributes

ISIN	US8342033094
Symbol	SLNO
Exchange	Stuttgart
Currency	EUR
Sector	-
Security type	Stock
Market cap (m)	1,844 EUR
Benchmark	S&P 500

Market data

Bid (Bid size)	- (0)
Ask (Ask size)	- (0)
Open	1.96 EUR
High	1.96 EUR
Low	1.96 EUR
Close (prev. day)	2.093 EUR
VWAP	-
Volume (pcs)	0
Trading volume	0.00
Number of trades	3
Last size	0

Futures and Options






Related Futures	-
Related Options	-

5Y



Information about previous performance does not guarantee future performance.
Source: FactSet

Recent research

on market			
Date		Headline	Download
2024/09/11		Global Equity Ratings	
2024/09/05		Global Equity Ratings	
2024/08/12		Global Equity Ratings	
2024/07/24		Global Equity Ratings	
2024/07/12		Global Equity Ratings	

Details

2022/09/07 08:01:36

Price

1.96 EUR

Difference ▼ -6.35% (-0.13)

General attributes

ISIN	US8342033094
Symbol	SLNO
Exchange	Stuttgart
Currency	EUR
Sector	-
Security type	Stock
Market cap (m)	1,844 EUR
Benchmark	S&P 500

Market data

Bid (Bid size)	- (0)
Ask (Ask size)	- (0)
Open	1.96 EUR
High	1.96 EUR
Low	1.96 EUR
Close (prev. day)	2.093 EUR
VWAP	-
Volume (pcs)	0
Trading volume	0.00
Number of trades	3
Last size	0

Performance and Risk

	6m	1Y	3Y
Perf (%)	-51.24%	-82.58%	-91.63%
Perf (abs.)	-2.06	-9.29	-21.46
Beta	-	-	-
Volatility	582.65	410.95	250.72

5Y



Information about previous performance does not guarantee future performance.
Source: FactSet

Price data

Ø price 5 days Ø volume 5 days (pcs.)	8.80 EUR (0)
Ø price 30 days Ø volume 30 days (pcs.)	3.58 EUR (0)
Ø price 100 days Ø volume 100 days (pcs.)	2.83 EUR (2)
Ø price 250 days Ø volume 250 days (pcs.)	5.34 EUR (2)
YTD High date	36.36 EUR (2022/08/25)
YTD Low date	1.89 EUR (2022/08/29)
52 Weeks High date	36.36 EUR (2022/08/25)
52 Weeks Low date	1.89 EUR (2022/08/29)

Arbitrage views

Exchange	Date	Time	Price	Trading volume (mio.)	Number of trades
Tradegate	2024/09/16	22:02	47.42 EUR	0.00	1
Stuttgart	2022/09/07	08:01	1.96 EUR	0.00	3
Nasdaq	2024/09/16	22:00	52.79 USD	14.62	8,024
Munich	2024/09/17	08:01	46.90 EUR	0.00	1
Frankfurt	2024/09/17	09:59	46.52 EUR	0.00	3
Duesseldorf	2024/09/17	09:31	46.76 EUR	0.00	2
Berlin	2024/09/17	10:10	47.48 EUR	0.00	3

Company profile

Company Logo



Company Profile

-

Contact Details

SOLENO THERAPEUTICS INC

--

Telefon: -

Fax: -

E-mail: -