

## BAIDU INC. SPON. ADR

ISIN: **US0567521085** WKN: **056752108**

## Overview

2023/06/08 17:27:46

Price

124.00 EUR

Difference  -2.21% (-2.80)

## General attributes

ISIN US0567521085

Symbol BIDU

Exchange Stuttgart

Currency EUR

Sector IT-Technology

Security type Stock

Market cap (m) 35,326 EUR

Benchmark MSCI WORLD INDEX (STRD, UHD)

## Market data

Bid (Bid size) - (0)

Ask (Ask size) - (0)

Open 123.00 EUR

High 125.20 EUR

Low 123.00 EUR

Close (prev. day) 126.80 EUR

VWAP -

Volume (pcs) 187

Trading volume 23,346.00

Number of trades 6

Last size 30

## Futures and Options

Related Futures -

Related Options -

## PDF Downloads

Company report: Baidu Inc. SPON. ADR 

5Y













Information about previous performance does not guarantee future performance.

Source: FactSet

## Recent research

on instrument

on sector

Date		Headline	Download
2023/06/06		Global Equity Ratings	
2023/06/01		Global Equity Ratings	
2023/05/24		Global Equity Ratings	
2023/05/03		Global Equity Ratings	
2023/04/25		Global Equity Ratings	

## Details

2023/06/08 17:27:46

## Price

124.00 EUR

Difference 📉 -2.21% (-2.80)

## General attributes

ISIN	US0567521085
Symbol	BIDU
Exchange	Stuttgart
Currency	EUR
Sector	IT-Technology
Security type	Stock
Market cap (m)	35,326 EUR
Benchmark	MSCI WORLD INDEX (STRD, UHD)

## Market data

Bid (Bid size)	- (0)
Ask (Ask size)	- (0)
Open	123.00 EUR
High	125.20 EUR
Low	123.00 EUR
Close (prev. day)	126.80 EUR
VWAP	-
Volume (pcs)	187
Trading volume	23,346.00
Number of trades	6
Last size	30

## Performance and Risk

	6m	1Y	3Y
Perf (%)	+8.96%	-14.25%	+19.69%
Perf (abs.)	+10.20	-20.60	+20.40
Beta	1.80	1.38	1.55
Volatility	49.64	54.49	56.26

5Y



Information about previous performance does not guarantee future performance.  
Source: FactSet

## Price data

Ø price 5 days   Ø volume 5 days (pcs.)	126.00 EUR (523)
Ø price 30 days   Ø volume 30 days (pcs.)	114.84 EUR (170)
Ø price 100 days   Ø volume 100 days (pcs.)	125.84 EUR (172)
Ø price 250 days   Ø volume 250 days (pcs.)	122.04 EUR (186)
YTD High   date	155.40 EUR (2023/02/07)
YTD Low   date	104.20 EUR (2023/05/03)
52 Weeks High   date	157.20 EUR (2022/08/26)
52 Weeks Low   date	75.00 EUR (2022/10/24)

## All listings for Baidu Inc. SPON. ADR

Exchange	Date	Time	Price	Trading volume (mio.)	Number of trades
Vienna Stock Exchange	2023/06/08	17:32	124.40 EUR	0.00	2
Tradegate	2023/06/08	22:26	123.80 EUR	0.19	37
Stuttgart	2023/06/08	17:27	124.00 EUR	0.02	6
Singapore Exchange	2017/09/11	06:04	175.00 USD	0.00	2
SIX Swiss	2020/04/	17:35	105.00 CHF	0.00	1

Exchange	30					
Nasdaq	2023/06/08	22:00	133.40 USD	156.72		18,044
Munich	2023/06/08	08:04	123.80 EUR	0.00		1
London Stock Exchange	2023/06/08	17:35	186.00 USD	0.00		4
Hanover	2023/06/08	08:41	123.00 EUR	0.00		1
Hamburg	2023/06/08	08:11	123.00 EUR	0.00		1
Frankfurt	2023/06/08	19:49	123.80 EUR	0.02		7
Duesseldorf	2023/06/08	08:49	122.00 EUR	0.00		1
Berlin	2023/06/08	08:08	122.80 EUR	0.00		1
BX Swiss	2023/05/05	18:00	109.143 CHF	0.00		1

## Company profile

### Company Logo



### Contact Details

BAIDU INC.

--

Baidu Campus, No. 10 Shangdi, 10th Street  
- 100085 Beijing

Telefon: +86-10-5992-8888

Fax: +86-10-5992-0000

E-mail: -

### PDF Downloads

Company report: BAIDU INC. SPON. ADR 

### Company Profile

Baidu, Inc. engages in the provision of internet search and online marketing solutions. The firm's products and services include Baidu App, Baidu Search, Baidu Feed, Haokan, Quanmin, Baidu Post Bar, Baidu Knows, Baidu Encyclopedia, Baidu Input Method Editor or Baidu IME and Overseas Products. It operates through the following segments: Baidu Core and iQIYI. The Baidu Core segment provides search-based, feed-based, and other online marketing services. The iQiyi segment is an online entertainment service provider, which offers original, professionally produced and partner-generated content on its platform. The company was founded by Yanhong Li and Xu Yong on January 18, 2000 and is headquartered in Beijing, China.

### Members of Management Board

Robin Li	Chairman of Managing Board
Dou Shen	Member of Executive Committee
Haifeng Wang	Member of Executive Committee
Herman Yu	Member of Executive Committee
Shanshan Cui	Member of Executive Committee
Victor Liang	Member of Executive Committee

### Board of directors

Brent Callinicos	Member of Supervisory Board
Ji An Ding	Member of Supervisory Board
Ji Xun Foo	Member of Supervisory Board
Yuan Qing Yang	Member of Supervisory Board