


# INVL BALTIC FARMLAND EUR0.29

ISIN: **LT0000128753** WKN: -


## Overview


2018/05/17 18:04:55	
<b>Price</b>	4.40 EUR
<b>Difference</b>	 -6.38% (-0.30)

<b>General attributes</b>	
ISIN	LT0000128753
Symbol	INL1L
Exchange	London Stock Exchange
Currency	EUR
Sector	Consumer Products
Security type	Stock
Market cap (m)	20 EUR
Benchmark	MSCI WORLD INDEX (STRD, UHD)

<b>Market data</b>	
Bid (Bid size)	-
Ask (Ask size)	-
Open	4.40 EUR
High	4.40 EUR
Low	4.40 EUR
Close (prev. day)	4.70 EUR
VWAP	-
Volume (pcs)	-
Trading volume	-
Number of trades	1
Last size	-

<b>Futures and Options</b>	
Related Futures	-
Related Options	-

<b>PDF Downloads</b>	
Company report: INVL BALTIC FARMLAND EUR0.29	



Information about previous performance does not guarantee future performance.  
**Source:** FactSet

### Recent research

on sector			
Date		Headline	Download
2024/05/17		Akciové trhy - denní zpráva	
2024/05/16		Akciové trhy - denní zpráva	
2024/05/15		Akciové trhy - denní zpráva	
2024/05/14		Akciové trhy - Denní zpráva	
2024/05/13		Akciové trhy - Denní zpráva	

## Details

2018/05/17 18:04:55

**Price**

4.40 EUR

**Difference**  -6.38% (-0.30)

**General attributes**

ISIN	LT0000128753
Symbol	INL1L
Exchange	London Stock Exchange
Currency	EUR
Sector	Consumer Products
Security type	Stock
Market cap (m)	20 EUR
Benchmark	MSCI WORLD INDEX (STRD, UHD)


**Market data**

Bid (Bid size)	-
Ask (Ask size)	-
Open	4.40 EUR
High	4.40 EUR
Low	4.40 EUR
Close (prev. day)	4.70 EUR
VWAP	-
Volume (pcs)	-
Trading volume	-
Number of trades	1
Last size	-

**Performance and Risk**

	6m	1Y	3Y
Perf (%)	-	-	-
Perf (abs.)	-	-	-
Beta	-0.95	-0.23	-0.08
Volatility	54.46	54.46	54.46

5Y



Information about previous performance does not guarantee future performance.  
Source: FactSet

**Price data**

Ø price 5 days   Ø volume 5 days (pcs.)	4.56 EUR (0)
Ø price 30 days   Ø volume 30 days (pcs.)	4.31 EUR (0)
Ø price 100 days   Ø volume 100 days (pcs.)	- EUR (0)
Ø price 250 days   Ø volume 250 days (pcs.)	- EUR (0)
YTD High   date	4.70 EUR (2018/05/15)
YTD Low   date	3.88 EUR (2018/01/02)
52 Weeks High   date	4.70 EUR (2018/05/15)
52 Weeks Low   date	3.88 EUR (2017/12/14)

**All listings for INVL BALTIC FARMLAND EUR0.29**

Exchange 	Date	Time	Price	Trading volume (mio.)	Number of trades
OMX Baltic Market Vilnius	2024/05/17	11:28	6.25 EUR	0.00	4
London Stock Exchange	2018/05/17	18:04	4.40 EUR	0.00	1

## Company profile

### Company Logo

#### Contact Details

INVL BALTIC FARMLAND AB

--

Gyneju Street 14 - 01109 Vilnius

Telefon: +370-5-279-06-01

Fax: +370-5-279-05-30

E-mail: -

#### PDF Downloads

Company report: INVL BALTIC  
FARMLAND EUR0.29



### Company Profile

INVL Baltic Farmland AB engages in investing in agricultural properties. It also involves in the management of shares of firms that invest into agricultural land and provides finance. The firm operates through agricultural land segment. The company was founded on April 29, 2014 and is headquartered in Vilnius, Lithuania.

#### Members of Management Board

Egle Surpliene	Member of Executive Committee
----------------	-------------------------------

#### Board of directors

Alvydas Banys	Chairman of Supervisory Board
Indre Mišeikyte	Member of Supervisory Board
Tomas Bubinas	Member of Supervisory Board