

ADVANCE ZINCTEK LTD.

ISIN: AU000000ANO7 WKN: ANO

Overview

2024/04/26 08:20:00

Price

0.515 EUR

Difference  1.98% (0.01)

General attributes

ISIN AU000000ANO7

Symbol ANO

Exchange Frankfurt

Currency EUR

Sector Chemical / Pharmaceutical / Health

Security type Stock

Market cap (m) 27 EUR

Benchmark ASX ALL ORDINARIES INDEX

Market data

Bid (Bid size) -

Ask (Ask size) -

Open 0.515 EUR

High 0.515 EUR

Low 0.515 EUR

Close (prev. day) 0.505 EUR

VWAP 0.498 EUR

Volume (pcs) 0

Trading volume 0.00

Number of trades 2

Last size 0

Futures and Options

Related Futures -

Related Options -

5Y













Information about previous performance does not guarantee future performance.

Source: FactSet

Recent research

on sector

Date	Headline	Download
2024/04/26	 Global Equity Ratings	
2024/04/03	 Global Equity Ratings	
2024/03/13	 Global Equity Ratings	
2024/02/22	 Global Equity Ratings	
2024/02/14	 Global Equity Ratings	

Details

2024/04/26 08:20:00

Price

0.515 EUR

Difference ▲ 1.98% (0.01)

General attributes

ISIN AU000000ANO7

Symbol ANO

Exchange Frankfurt

Currency EUR

Sector Chemical / Pharmaceutical / Health

Security type Stock

Market cap (m) 27 EUR

Benchmark ASX ALL ORDINARIES INDEX

Market data

Bid (Bid size) -

Ask (Ask size) -

Open 0.515 EUR

High 0.515 EUR

Low 0.515 EUR

Close (prev. day) 0.505 EUR

VWAP 0.498 EUR

Volume (pcs) 0

Trading volume 0.00

Number of trades 2

Last size 0

Performance and Risk

	6m	1Y	3Y
Perf (%)	-4.63%	-57.79%	-78.91%
Perf (abs.)	-0.03	-0.71	-1.93
Beta	-0.44	-1.12	0.05
Volatility	186.38	140.43	88.61

5Y



Information about previous performance does not guarantee future performance.
Source: FactSet

Price data

Ø price 5 days Ø volume 5 days (pcs.)	0.510 EUR (0)
Ø price 30 days Ø volume 30 days (pcs.)	0.425 EUR (0)
Ø price 100 days Ø volume 100 days (pcs.)	0.517 EUR (11)
Ø price 250 days Ø volume 250 days (pcs.)	0.695 EUR (9)
YTD High date	0.635 EUR (2024/01/03)
YTD Low date	0.300 EUR (2024/02/23)
52 Weeks High date	1.240 EUR (2023/05/02)
52 Weeks Low date	0.300 EUR (2024/02/23)

All listings for ADVANCE ZINCTEK LTD.

Exchange 📍	Date	Time	Price	Trading volume (mio.)	Number of trades
Tradegate	2024/04/26	22:02	0.52 EUR	0.00	1
Munich	2024/04/26	08:11	0.45 EUR	0.00	1
Frankfurt	2024/04/26	08:20	0.515 EUR	0.00	2
FINRA other OTC Issues	2024/03/12	18:31	0.42 USD	0.00	1
Australian Securities	2024/04/02	02:04	0.72 AUD	0.00	1

Company profile

Company Logo



Company Profile

-

Contact Details

ADVANCE ZINCTEK

--

Telefon: -

Fax: -

E-mail: -