

WEBJET LTD.

ISIN: **AU000000WEB7**

WKN: **WEB**

Overview

2024/04/26 20:47:15

Price
5.00 USD

Difference  2.67% (0.13)

General attributes

ISIN	AU000000WEB7
Symbol	WEB
Exchange	FINRA other OTC Issues
Currency	USD
Sector	Media / Entertainment / Recreation
Security type	Stock
Market cap (m)	2,247 EUR
Benchmark	ASX ALL ORDINARIES INDEX

Market data

Bid (Bid size)	-
Ask (Ask size)	-
Open	5.00 USD
High	5.11 USD
Low	5.00 USD
Close (prev. day)	4.87 USD
VWAP	5.01913 USD
Volume (pcs)	575
Trading volume	2,886.00
Number of trades	3
Last size	275

Futures and Options











Related Futures	-
Related Options	-

5Y



Information about previous performance does not guarantee future performance.
Source: FactSet

Recent research

on sector			
Date		Headline	Download
2024/06/21		Global Equity Ratings	
2024/06/14		Global Equity Ratings	
2024/05/29		Global Equity Ratings	
2024/04/26		Global Equity Ratings	
2024/04/03		Global Equity Ratings	

Details

2024/04/26 20:47:15

Price

5.00 USD

Difference ▲ 2.67% (0.13)

General attributes

ISIN	AU000000WEB7
Symbol	WEB
Exchange	FINRA other OTC Issues
Currency	USD
Sector	Media / Entertainment / Recreation
Security type	Stock
Market cap (m)	2,247 EUR
Benchmark	ASX ALL ORDINARIES INDEX

Market data

Bid (Bid size)	-
Ask (Ask size)	-
Open	5.00 USD
High	5.11 USD
Low	5.00 USD
Close (prev. day)	4.87 USD
VWAP	5.01913 USD
Volume (pcs)	575
Trading volume	2,886.00
Number of trades	3
Last size	275

Performance and Risk

	6m	1Y	3Y
Perf (%)	-	+7.99%	-
Perf (abs.)	-	+0.37	-
Beta	1.34	1.13	1.30
Volatility	-	-	29.69

5Y



Information about previous performance does not guarantee future performance.
Source: FactSet

Price data

Ø price 5 days Ø volume 5 days (pcs.)	- USD (-)
Ø price 30 days Ø volume 30 days (pcs.)	- USD (-)
Ø price 100 days Ø volume 100 days (pcs.)	- USD (-)
Ø price 250 days Ø volume 250 days (pcs.)	4.94 USD (3)
YTD High date	- USD (-)
YTD Low date	- USD (-)
52 Weeks High date	5.11 USD (2024/04/26)
52 Weeks Low date	4.87 USD (2023/06/14)

All listings for WEBJET LTD.

Exchange 📍	Date	Time	Price	Trading volume (mio.)	Number of trades
Tradegate	2024/07/11	22:02	5.75 EUR	0.00	1
Stuttgart	2024/07/11	08:14	5.75 EUR	0.00	3
Munich	2024/07/11	08:16	5.75 EUR	0.00	2
Hamburg	2024/07/11	08:00	5.75 EUR	0.00	3
Frankfurt	2024/07/11	08:20	5.70 EUR	0.00	2

	11							
FINRA other OTC Issues	2024/04/26	20:47	5.00 USD	0.00				3
Duesseldorf	2024/07/11	19:30	5.65 EUR	0.00				7
Berlin	2024/07/11	08:08	5.75 EUR	0.00				3
Australian Securities Exchange	2024/07/11	08:10	9.22 AUD	10.74				5,627

Company profile

Company Logo

Contact Details

WEBJET

--

St. Kilda Road, Level 2 509 3004 Melbourne

Telefon: +61 (03) 9828 9754

Fax: -

E-mail: investor@webjetlimited.com

Company Profile

-