

## AIR NEW ZEALAND LTD.

ISIN: NZAIRE0001S2 WKN: -

## Overview

2024/08/07 08:08:07

Price

0.295 EUR

Difference  1.55% (0.00)

## General attributes

ISIN NZAIRE0001S2

Symbol AIR

Exchange Frankfurt

Currency EUR

Sector Media / Entertainment / Recreation

Security type Stock

Market cap (m) 1,014 EUR

Benchmark MSCI WORLD INDEX (STRD, UHD)

## Market data

Bid (Bid size) -

Ask (Ask size) -

Open 0.295 EUR

High 0.295 EUR

Low 0.295 EUR

Close (prev. day) 0.2905 EUR

VWAP 0.3165 EUR

Volume (pcs) 0

Trading volume 0.00

Number of trades 3

Last size 0

## Futures and Options

Related Futures -

Related Options -

5Y













Information about previous performance does not guarantee future performance.

Source: FactSet

## Recent research

on sector

Date	Headline	Download
2024/07/24	 Global Equity Ratings	
2024/07/12	 Global Equity Ratings	
2024/06/21	 Global Equity Ratings	
2024/06/14	 Global Equity Ratings	
2024/05/29	 Global Equity Ratings	

## Details

2024/08/07 08:08:07

## Price

0.295 EUR

Difference ▲ 1.55% (0.00)

## General attributes

ISIN	NZAIRE0001S2
Symbol	AIR
Exchange	Frankfurt
Currency	EUR
Sector	Media / Entertainment / Recreation
Security type	Stock
Market cap (m)	1,014 EUR
Benchmark	MSCI WORLD INDEX (STRD, UHD)

## Market data

Bid (Bid size)	-
Ask (Ask size)	-
Open	0.295 EUR
High	0.295 EUR
Low	0.295 EUR
Close (prev. day)	0.2905 EUR
VWAP	0.3165 EUR
Volume (pcs)	0
Trading volume	0.00
Number of trades	3
Last size	0

## Performance and Risk

	6m	1Y	3Y
Perf (%)	-15.35%	-29.85%	-46.50%
Perf (abs.)	-0.05	-0.13	-0.26
Beta	-0.02	0.11	0.14
Volatility	41.53	41.39	43.44

5Y



Information about previous performance does not guarantee future performance.  
Source: FactSet

## Price data

Ø price 5 days   Ø volume 5 days (pcs.)	0.300 EUR (0)
Ø price 30 days   Ø volume 30 days (pcs.)	0.298 EUR (267)
Ø price 100 days   Ø volume 100 days (pcs.)	0.302 EUR (3,270)
Ø price 250 days   Ø volume 250 days (pcs.)	0.342 EUR (1,893)
YTD High   date	0.379 EUR (2024/01/02)
YTD Low   date	0.281 EUR (2024/05/30)
52 Weeks High   date	0.445 EUR (2023/09/06)
52 Weeks Low   date	0.281 EUR (2024/05/30)

## All listings for AIR NEW ZEALAND LTD.

Exchange <span>📍</span>	Date	Time	Price	Trading volume (mio.)	Number of trades
Tradegate	2024/08/07	22:26	0.30 EUR	0.01	7
Stuttgart	2024/08/07	12:53	0.30 EUR	0.01	4
Munich	2024/08/07	08:04	0.309 EUR	0.00	1
Hanover	2024/08/07	08:01	0.295 EUR	0.00	3
Hamburg	2024/08/07	08:01	0.295 EUR	0.00	3

	08/07					
Frankfurt	2024/ 08/07	08:08	0.295 EUR	0.00		3
FINRA other OTC Issues	2024/ 08/05	15:30	0.351 USD	0.00		1
Berlin	2024/ 08/07	16:45	0.3015 EUR	0.00		6
Australian Securities Exchange	2024/ 08/07	08:10	0.50 AUD	0.45		87

## Company profile

### Company Logo



### Company Profile

-

### Contact Details

AIR NEW ZEALAND

--

Fanshawe Street 185 1010 Auckland

Telefon: +64 93573000

Fax: -

E-mail: -