


ENGIE S.A.

ISIN: **FR0010208488**      WKN: -

Overview

2024/05/03 08:08:11		
Price	15.295 EUR	
Difference		1.56% (0.24)

General attributes	
ISIN	FR0010208488
Symbol	ENGI
Exchange	Berlin
Currency	EUR
Sector	Utilities
Security type	Stock
Market cap (m)	36,782 EUR
Benchmark	CAC 40 INDEX

Market data	
Bid (Bid size)	15.095 EUR (350)
Ask (Ask size)	15.215 EUR (350)
Open	15.295 EUR
High	15.295 EUR
Low	15.295 EUR
Close (prev. day)	15.06 EUR
VWAP	-
Volume (pcs)	0
Trading volume	0.00
Number of trades	2
Last size	0


Futures and Options	
Related Futures	53
Related Options	-

PDF Downloads	
Company report: ENGIE S.A. 	




Information about previous performance does not guarantee future performance.  
Source: FactSet

Recent research

on sector		on market	
Date		Headline	Download
2024/05/03		Akciové trhy - denní zpráva	
2024/05/02		Akciové trhy - denní zpráva	
2024/04/30		Akciové trhy - denní zpráva	
2024/04/29		Akciové trhy - denní zpráva	
2024/04/26		Global Equity Ratings	

Details

2024/05/03 08:08:11		
Price	15.295 EUR	
Difference		1.56% (0.24)

General attributes	
ISIN	FR0010208488
Symbol	ENGI
Exchange	Berlin
Currency	EUR
Sector	Utilities
Security type	Stock
Market cap (m)	36,782 EUR
Benchmark	CAC 40 INDEX

Market data	
Bid (Bid size)	15.095 EUR (350)
Ask (Ask size)	15.215 EUR (350)
Open	15.295 EUR
High	15.295 EUR
Low	15.295 EUR
Close (prev. day)	15.06 EUR
VWAP	-
Volume (pcs)	0
Trading volume	0.00
Number of trades	2
Last size	0

Performance and Risk			
	6m	1Y	3Y
Perf (%)	+1.67%	+5.77%	+23.81%
Perf (abs.)	+0.25	+0.84	+2.94
Beta	0.28	0.37	0.72
Volatility	19.87	19.84	41.18



Information about previous performance does not guarantee future performance.  
Source: FactSet

Price data	
Ø price 5 days   Ø volume 5 days (pcs.)	15.764 EUR (0)
Ø price 30 days   Ø volume 30 days (pcs.)	15.674 EUR (120)
Ø price 100 days   Ø volume 100 days (pcs.)	15.423 EUR (62)
Ø price 250 days   Ø volume 250 days (pcs.)	15.034 EUR (46)
YTD High   date	16.610 EUR (2024/01/11)
YTD Low   date	14.102 EUR (2024/02/12)
52 Weeks High   date	16.610 EUR (2024/01/11)
52 Weeks Low   date	13.858 EUR (2023/05/31)

All listings for ENGIE S.A.					
Exchange 	Date	Time	Price	Trading volume (mio.)	Number of trades
Xetra	2024/05/03	17:35	15.225 EUR	1.08	61
Vienna Stock Exchange	2024/05/03	09:05	15.285 EUR	0.00	1
Tradegate	2024/05/03	22:26	15.165 EUR	0.21	94
Stuttgart	2024/05/03	16:08	15.17 EUR	0.05	13

Munich	2024/ 05/03	08:00	15.305 EUR	0.00	2
London Stock Exchange European Trade Reporting	2024/ 05/03	17:30	15.1725 EUR	0.00	2
Hanover	2024/ 05/03	08:00	15.275 EUR	0.00	3
Hamburg	2024/ 05/03	08:00	15.275 EUR	0.00	1
Frankfurt	2024/ 05/03	17:46	15.27 EUR	0.02	3
FINRA other OTC Issues	2024/ 05/03	21:15	16.63 USD	0.09	18
Euronext Paris	2024/ 05/03	17:35	15.19 EUR	71.39	6,760
Euronext Milan MTF Trading After Hours	2024/ 04/23	18:00	15.56 EUR	0.00	1
Euronext Milan MTF Global Equity Market	2024/ 05/03	17:44	15.17 EUR	0.03	11
Duesseldorf	2024/ 05/03	19:30	15.125 EUR	0.00	7
Berlin	2024/ 05/03	08:08	15.295 EUR	0.00	2

# Company profile

## Company Logo



## Contact Details

ENGIE SA

--

1, Place Samuel de Champlain, Courbevoie - 92400 Paris

Telefon: +33-1-44-22-00-00

Fax: +

E-mail: -

## PDF Downloads

Company report: ENGIE S.A.



## Company Profile

ENGIE SA engages in the provision of electricity, natural gas, and energy related services. It operates through the following segments: Renewables, Networks, Energy Solutions, Thermal, Supply, Nuclear, and Others. The Renewables segment is involved in the renewable energy generation activities, including financing, construction, operation and maintenance of renewable energy facilities, using various energy sources such as hydroelectric, onshore wind, photovoltaic solar, biomass, offshore wind, and geothermal. The Networks segment focuses on electricity and gas infrastructure activities and projects. The Energy Solutions segment consists of construction and management of decentralized energy networks to produce low-carbon energy heating and cooling networks, distributed power generation plants, distributed solar power parks, low-carbon mobility, low-carbon cities, public lighting, and related services. The Thermal segment centralized power generation activities using thermal assets, whether contracted or not includes the operation of power plants fueled mainly by gas or coal, as well as pump-operated storage plants. The Supply segment relates to the sale of gas and electricity to end customers, whether professional or individual. It also includes all the group's activities in services for residential clients. The Nuclear segment refers to nuclear power generation activities with seven reactors in Belgium and drawing rights in France. The Others segment encompasses energy management and optimization activities, the B2B supply activities in France, GTT, corporate, and holding activities. The company was founded on April 8, 1946 and is headquartered in Paris, France.

## Members of Management Board

Catherine MacGregor	Chairman of Managing Board
Biljana Kaitovic	Member of Executive Committee
Claire Waysand	Member of Executive Committee
Cécile Prévieu	Member of Executive Committee
Frank Lacroix	Member of Executive Committee
Jean-Sébastien Blanc	Member of Executive Committee
Paulo Almirante	Member of Executive Committee
Pierre-Francois Riolacci	Member of Executive Committee
Sébastien Arbola	Member of Executive Committee
Thierry Saegeman	Member of Executive Committee

## Board of directors

Jean-Pierre Clamadieu	Chairman of Supervisory Board
Celine Fornaro	Member of Supervisory Board
Christophe Agogué	Member of Supervisory Board
Fabrice Brégier	Member of Supervisory Board
Jacinthe Delage	Member of Supervisory Board
Lord Peter Ricketts of Shortlands	Member of Supervisory Board
Lucie Muniesa	Member of Supervisory Board
Magali Viot	Member of Supervisory Board
Marie-Claire Simone Daveu	Member of Supervisory Board
Marie-José Nadeau	Member of Supervisory Board
Patrice Durand	Member of Supervisory Board
Ross McInnes	Member of Supervisory Board
Yoan Kosnar	Member of Supervisory Board