

BULGARIAN NEW LEW / ROMANIAN LEU NEW (BGN/RON)

2023/09/28 20:00:26

Price

2.53890 RON

1 BGN = 2.53890 RON

1 RON = 0.39387 BGN

Difference

 -0.44%
(-0.01)

General attributes

Exchange rate -

Exchange over the counter World

Security type Currency

Market data

Open 2.54965 RON

High 2.55186 RON

Performance and Risk

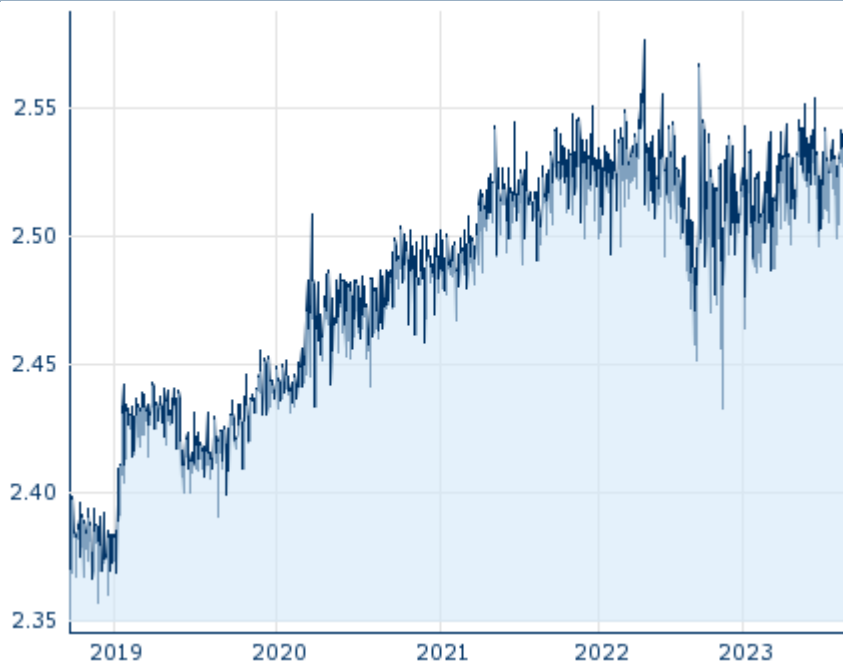
| | 6m | 1Y | 3Y |
|-------------|--------|--------|--------|
| Perf (%) | +1.26% | +0.35% | +2.39% |
| Perf (abs.) | +0.03 | +0.01 | +0.06 |
| Beta | - | - | - |
| Volatility | 8.18 | 10.55 | 8.85 |

Futures and Options

Related Futures -

Related Options -

5Y








Please pay attention to currency units, monitor purchase and sale prices. Some currencies are quoted in other units.
Source: FactSet

Price data

| | |
|---|--------------------------|
| Ø price 5 days Ø volume 5 days (pcs.) | 2.54363 RON (0) |
| Ø price 30 days Ø volume 30 days (pcs.) | 2.53657 RON (0) |
| Ø price 100 days Ø volume 100 days (pcs.) | 2.52753 RON (0) |
| Ø price 250 days Ø volume 250 days (pcs.) | 2.52086 RON (0) |
| YTD High date | 2.56439 RON (2023/06/23) |
| YTD Low date | 2.46277 RON (2023/01/09) |
| 52 Weeks High date | 2.56439 RON (2023/06/23) |
| 52 Weeks Low date | 2.41456 RON (2022/11/11) |

Recent research

| on instrument | on market | | |
|---------------|---|---|---|
| Date | | Headline | Download |
| 2023/09/28 |  | CEE Special Report Explanatory and Predictive Yi... |  |
| 2023/09/28 |  | Economic sentiment down in September |  |
| 2023/09/27 |  | NBR preview: We see key rate flat at 7.00% until M... |  |
| 2023/09/26 |  | Global Strategy 4Q 2023 |  |
| 2023/09/25 |  | Turning Available Funding Into Better Living |  |