

CHINA MOBILE LTD.

ISIN: **HK0941009539** WKN: -

Overview

2024/09/13 08:01:23

Price
8.24 EURDifference  0.98% (0.08)

General attributes

ISIN	HK0941009539
Symbol	941
Exchange	Hanover
Currency	EUR
Sector	Telecommunications
Security type	Stock
Market cap (m)	169,122 EUR
Benchmark	HANG SENG INDEX

Market data

Bid (Bid size)	-
Ask (Ask size)	-
Open	8.24 EUR
High	8.24 EUR
Low	8.24 EUR
Close (prev. day)	8.16 EUR
VWAP	-
Volume (pcs)	0
Trading volume	0.00
Number of trades	3
Last size	0

Futures and Options

Related Futures	-
Related Options	-

PDF Downloads

Company report: CHINA MOBILE LTD. 

5Y













Information about previous performance does not guarantee future performance.
Source: FactSet

Recent research

on instrument

on sector

Date		Headline	Download
2022/05/04		Global Equity Ratings	
2022/04/27		Global Equity Ratings	
2022/04/14		Global Equity Ratings	
2022/03/29		Global Equity Ratings	
2022/03/10		Global Equity Ratings	

Details

2024/09/13 08:01:23

Price

8.24 EUR

Difference ▲ 0.98% (0.08)

General attributes

ISIN	HK0941009539
Symbol	941
Exchange	Hanover
Currency	EUR
Sector	Telecommunications
Security type	Stock
Market cap (m)	169,122 EUR
Benchmark	HANG SENG INDEX

Market data

Bid (Bid size)	-
Ask (Ask size)	-
Open	8.24 EUR
High	8.24 EUR
Low	8.24 EUR
Close (prev. day)	8.16 EUR
VWAP	-
Volume (pcs)	0
Trading volume	0.00
Number of trades	3
Last size	0

Performance and Risk

	6m	1Y	3Y
Perf (%)	+5.84%	+7.78%	+55.80%
Perf (abs.)	+0.46	+0.60	+2.95
Beta	-	-	-
Volatility	20.36	18.57	19.93

5Y



Information about previous performance does not guarantee future performance.
Source: FactSet

Price data

Ø price 5 days Ø volume 5 days (pcs.)	8.17 EUR (0)
Ø price 30 days Ø volume 30 days (pcs.)	8.41 EUR (0)
Ø price 100 days Ø volume 100 days (pcs.)	8.63 EUR (31)
Ø price 250 days Ø volume 250 days (pcs.)	8.06 EUR (43)
YTD High date	9.27 EUR (2024/07/03)
YTD Low date	7.37 EUR (2024/01/22)
52 Weeks High date	9.27 EUR (2024/07/03)
52 Weeks Low date	7.10 EUR (2023/12/21)

All listings for CHINA MOBILE LTD.

Exchange 📍	Date	Time	Price	Trading volume (mio.)	Number of trades
Stuttgart FXplus	2021/04/30	08:30	5.487 HKD	0.00	2
Stuttgart	2024/09/13	10:35	8.181 EUR	0.00	4
SIX Swiss Exchange	2020/02/10	17:36	8.30 CHF	0.00	1
Munich	2024/09/13	11:06	8.199 EUR	0.00	2
Hong Kong Stock	2024/09/13	10:08	71.10 HKD	-	-

Exchange	13					
Hanover	2024/09/13	08:01	8.24	EUR	0.00	3
Hamburg	2024/09/13	17:25	8.176	EUR	0.00	3
Frankfurt	2024/09/13	17:02	8.312	EUR	0.06	8
Duesseldorf	2024/09/13	19:30	8.13	EUR	0.00	5
Berlin	2024/09/13	21:05	8.232	EUR	0.00	6

Company profile

Company Logo



Contact Details

CHINA MOBILE LTD.

--

60th Floor, The Center, 99 Queen's Road
Central - - Hong Kong

Telefon: +852-3121-8888

Fax: +852-2511-9092

E-mail: -

PDF Downloads

Company report: CHINA MOBILE LTD. [↓](#)

Company Profile

China Mobile Ltd. operates as an investment holding company, which engages in the provision of telecommunications and other related services in Mainland China. The firm offers communications services in provinces, autonomous regions, and directly administered municipalities throughout Mainland China and in Hong Kong Special Administrative Region. Its Internet Protocol based core network is capable of supporting the GSM, TD-SCDMA, TD-LTE, and LTE FDD networks. The company was founded on September 3, 1997 and is headquartered in Hong Kong.

Members of Management Board

Biao He Chairman of Managing Board

Jie Yang Member of Executive
Committee

Pizheng Li Member of Executive
Committee

Ronghua Li Member of Executive
Committee

Board of directors

Jie Yang Chairman of Supervisory
Board

Qiang Yang Member of Supervisory
Board

Ka Sze Lee Member of Supervisory
Board

Kin Wah Yiu Member of Supervisory
Board

May Yee Leung Ko Member of Supervisory
Board

Pizheng Li Member of Supervisory
Board

Rong Hua Li Member of Supervisory
Board