

CHINA SHENHUA ENERGY COMPANY LTD 'H'

ISIN: CNE100002R0 WKN: -

Overview

2024/04/25 15:30:00

Price
4.04 USDDifference  -3.12% (-0.13)

General attributes

ISIN	CNE100002R0
Symbol	1088
Exchange	FINRA other OTC Issues
Currency	USD
Sector	Energy / Commodities
Security type	Stock
Market cap (m)	97,944 EUR
Benchmark	MSCI WORLD INDEX (STRD, UHD)

Market data

Bid (Bid size)	-
Ask (Ask size)	-
Open	4.04 USD
High	4.04 USD
Low	4.04 USD
Close (prev. day)	4.17 USD
VWAP	4.04 USD
Volume (pcs)	3,500
Trading volume	14,140.00
Number of trades	1
Last size	3,500

Futures and Options









Related Futures	-
Related Options	-

5Y



Information about previous performance does not guarantee future performance.
Source: FactSet

Recent research

on sector		
Date	Headline	Download
2024/05/03	 Akciové trhy - denní zpráva	
2024/05/02	 Akciové trhy - denní zpráva	
2024/04/30	 Akciové trhy - denní zpráva	
2024/04/29	 Akciové trhy - denní zpráva	
2024/04/26	 Global Equity Ratings	

Details

2024/04/25 15:30:00

Price

4.04 USD

Difference  -3.12% (-0.13)

General attributes

ISIN	CNE1000002R0
Symbol	1088
Exchange	FINRA other OTC Issues
Currency	USD
Sector	Energy / Commodities
Security type	Stock
Market cap (m)	97,944 EUR
Benchmark	MSCI WORLD INDEX (STRD, UHD)

Market data

Bid (Bid size)	-
Ask (Ask size)	-
Open	4.04 USD
High	4.04 USD
Low	4.04 USD
Close (prev. day)	4.17 USD
VWAP	4.04 USD
Volume (pcs)	3,500
Trading volume	14,140.00
Number of trades	1
Last size	3,500

Performance and Risk

	6m	1Y	3Y
Perf (%)	-	-	-
Perf (abs.)	-	-	-
Beta	0.01	0.52	0.23
Volatility	34.22	38.54	53.13

5Y



Information about previous performance does not guarantee future performance.
Source: FactSet

Price data

Ø price 5 days Ø volume 5 days (pcs.)	4.04 USD (715)
Ø price 30 days Ø volume 30 days (pcs.)	- USD (-)
Ø price 100 days Ø volume 100 days (pcs.)	3.75 USD (528)
Ø price 250 days Ø volume 250 days (pcs.)	3.35 USD (1,420)
YTD High date	4.17 USD (2024/04/11)
YTD Low date	3.37 USD (2024/01/23)
52 Weeks High date	4.17 USD (2024/04/11)
52 Weeks Low date	2.87 USD (2023/08/08)

All listings for CHINA SHENHUA ENERGY COMPANY LTD 'H'

Exchange 	Date	Time	Price	Trading volume (mio.)	Number of trades
Tradegate	2024/05/03	22:26	3.95 EUR	0.00	1
Stuttgart	2024/05/03	19:03	4.018 EUR	0.00	5
Munich	2024/05/03	08:03	3.947 EUR	0.00	1
Hong Kong Stock Exchange	2024/05/06	04:12	32.90 HKD	-	-
Hanover	2024/05/08	08:02	3.899 EUR	0.00	3

	03					
Hamburg	2024/05/03	08:00	3.899 EUR	0.00		3
Frankfurt	2024/05/03	08:20	3.90 EUR	0.00		2
FINRA other OTC Issues	2024/04/25	15:30	4.04 USD	0.01		1
Duesseldorf	2024/05/03	19:30	3.879 EUR	0.00		7
Berlin	2024/05/03	08:08	3.912 EUR	0.00		2

Company profile

Company Logo



Contact Details

CHINA SHENHUA ENERGY CO. LTD.

--

Shenhua Tower, 22 Andingmen Xibinhe Road, Dongcheng District - - Beijing

Telefon: (86 10) 58133376

Fax: (86 10) 84882107

E-mail: ir@shenhuachina.com

Company Profile

-

Members of Management Board

Yang Jiping Chairman of Managing Board

Huang Qing Member of Executive Committee

Li ZhiMing Member of Executive Committee

Wang Xingzhong Member of Executive Committee

Xu Mingjun Member of Executive Committee

Xu Shancheng Member of Executive Committee

Yang Suping Member of Executive Committee

Yang Xiangbin Member of Executive Committee

Board of directors

Chao Xiong Chairman of Supervisory Board

Chong En Bai Member of Supervisory Board

Han Wen Chen Member of Supervisory Board

Kwok Keung Yuen Member of Supervisory Board

Rong Ming Yang Member of Supervisory Board

Xiao Lei Liu Member of Supervisory Board

Da Yu Zhou Member of Supervisory Board

Feng Zhang Member of Supervisory Board

Jin Zhong Jia Member of Supervisory Board

Ming Jun Xu Member of Supervisory Board