


ENGIE S.A.

ISIN: FR0010208488 WKN: -

Overview

|                     |   |              |
|---------------------|---|--------------|
| 2024/08/16 17:12:04 |   |              |
| Price               | 15.53 EUR   |              |
| Difference          |  | 0.71% (0.11) |

|                    |                |
|--------------------|----------------|
| General attributes |                |
| ISIN               | FR0010208488   |
| Symbol             | ENGI           |
| Exchange           | Euronext Paris |
| Currency           | EUR            |
| Sector             | Utilities      |
| Security type      | Stock          |
| Market cap (m)     | 37,339 EUR     |
| Benchmark          | CAC 40 INDEX   |

|                   |                    |
|-------------------|--------------------|
| Market data       |                    |
| Bid (Bid size)    | 15.54 EUR (4,166)  |
| Ask (Ask size)    | 15.545 EUR (3,576) |
| Open              | 15.455 EUR         |
| High              | 15.555 EUR         |
| Low               | 15.385 EUR         |
| Close (prev. day) | 15.42 EUR          |
| VWAP              | 15.464664 EUR      |
| Volume (pcs)      | 2,380,734          |
| Trading volume    | 36,763,453.00      |
| Number of trades  | 7,233              |
| Last size         | 515                |



|                     |    |
|---------------------|----|
| Futures and Options |    |
| Related Futures     | 54 |
| Related Options     | -  |

|  |  |
|--|--|
| PDF Downloads  |  |
| Company report: ENGIE S.A.  |  |




Information about previous performance does not guarantee future performance.  
Source: FactSet

Recent research

| on sector  |   | on market                   |   |
|------------|---|-----------------------------|---|
| Date       |   | Headline                    | Download  |
| 2024/08/16 |  | Akciové trhy - denní zpráva |  |
| 2024/08/15 |  | Akciové trhy - denní zpráva |  |
| 2024/08/14 |  | Akciové trhy - denní zpráva |  |
| 2024/08/13 |  | Akciové trhy - denní zpráva |  |
| 2024/08/12 |  | Global Equity Ratings       |  |

Details

|                     |   |              |
|---------------------|---|--------------|
| 2024/08/16 17:12:04 |   |              |
| Price               | 15.53 EUR   |              |
| Difference          |  | 0.71% (0.11) |

|                    |                |
|--------------------|----------------|
| General attributes |                |
| ISIN               | FR0010208488   |
| Symbol             | ENGI           |
| Exchange           | Euronext Paris |
| Currency           | EUR            |
| Sector             | Utilities      |
| Security type      | Stock          |
| Market cap (m)     | 37,339 EUR     |
| Benchmark          | CAC 40 INDEX   |

|                   |                    |
|-------------------|--------------------|
| Market data       |                    |
| Bid (Bid size)    | 15.54 EUR (4,166)  |
| Ask (Ask size)    | 15.545 EUR (3,576) |
| Open              | 15.455 EUR         |
| High              | 15.555 EUR         |
| Low               | 15.385 EUR         |
| Close (prev. day) | 15.42 EUR          |
| VWAP              | 15.464664 EUR      |
| Volume (pcs)      | 2,380,734          |
| Trading volume    | 36,763,453.00      |
| Number of trades  | 7,233              |
| Last size         | 515                |

|                      |        |        |         |
|----------------------|--------|--------|---------|
| Performance and Risk |        |        |         |
|                      | 6m     | 1Y     | 3Y      |
| Perf (%)             | +6.55% | +7.02% | +29.34% |
| Perf (abs.)          | +0.95  | +1.01  | +3.50   |
| Beta                 | 0.53   | 0.43   | 0.70    |
| Volatility           | 18.50  | 16.81  | 23.75   |



Information about previous performance does not guarantee future performance.  
Source: FactSet

|   |                        |
|---|------------------------|
| Price data                                  |                        |
| Ø price 5 days   Ø volume 5 days (pcs.)     | 15.38 EUR (5,032,128)  |
| Ø price 30 days   Ø volume 30 days (pcs.)   | 14.53 EUR (5,849,858)  |
| Ø price 100 days   Ø volume 100 days (pcs.) | 14.94 EUR (6,242,585)  |
| Ø price 250 days   Ø volume 250 days (pcs.) | 15.09 EUR (5,126,944)  |
| YTD High   date                             | 16.64 EUR (2024/01/10) |
| YTD Low   date                              | 13.07 EUR (2024/06/17) |
| 52 Weeks High   date                        | 16.64 EUR (2024/01/10) |
| 52 Weeks Low   date                         | 13.07 EUR (2024/06/17) |

|  |            |       |            |                       |                  |
|--|------------|-------|------------|-----------------------|------------------|
| All listings for ENGIE S.A.  |            |       |            |                       |                  |
| Exchange  | Date       | Time  | Price      | Trading volume (mio.) | Number of trades |
| Xetra  | 2024/08/16 | 15:46 | 15.495 EUR | 0.21                  | 21               |
| Vienna Stock Exchange  | 2024/08/16 | 15:30 | 15.485 EUR | 0.00                  | 4                |
| Tradegate  | 2024/08/16 | 17:11 | 15.53 EUR  | 0.54                  | 88               |
| Stuttgart  | 2024/08/16 | 15:43 | 15.51 EUR  | 0.00                  | 9                |
| Munich   | 2024/      | 08:00 | 15.325 EUR | 0.00                  | 1                |

|   |                |       |            |       |       |  |
|---|----------------|-------|------------|-------|-------|--|
|   | 08/16          |       |            |       |       |  |
| London Stock Exchange<br>European Trade Reporting | 2024/<br>08/16 | 08:59 | 15.445 EUR | 0.00  | 1     |  |
| Hanover   | 2024/<br>08/16 | 08:01 | 15.345 EUR | 0.00  | 1     |  |
| Hamburg   | 2024/<br>08/16 | 12:33 | 15.42 EUR  | 0.02  | 2     |  |
| Frankfurt   | 2024/<br>08/16 | 13:07 | 15.46 EUR  | 0.00  | 2     |  |
| FINRA other OTC Issues                            | 2024/<br>08/16 | 17:13 | 17.25 USD  | 0.02  | 8     |  |
| Euronext Paris                                    | 2024/<br>08/16 | 17:12 | 15.53 EUR  | 36.76 | 7,233 |  |
| Euronext Milan MTF Trading<br>After Hours         | 2024/<br>06/17 | 19:16 | 13.70 EUR  | 0.01  | 2     |  |
| Euronext Milan MTF Global<br>Equity Market        | 2024/<br>08/16 | 16:28 | 15.48 EUR  | 0.04  | 7     |  |
| Duesseldorf                                       | 2024/<br>08/16 | 16:30 | 15.485 EUR | 0.00  | 4     |  |
| Berlin  | 2024/<br>08/16 | 08:08 | 15.33 EUR  | 0.00  | 1     |  |

## Company profile

### Company Logo



### Contact Details

ENGIE SA

--

1, Place Samuel de Champlain, Courbevoie - 92400 Paris

Telefon: +33-1-44-22-00-00

Fax: +

E-mail: -

### PDF Downloads

Company report: ENGIE S.A.



### Company Profile

ENGIE SA engages in the provision of electricity, natural gas, and energy related services. It operates through the following segments: Renewables, Networks, Energy Solutions, Thermal, Supply, Nuclear, and Others. The Renewables segment is involved in the renewable energy generation activities, including financing, construction, operation and maintenance of renewable energy facilities, using various energy sources such as hydroelectric, onshore wind, photovoltaic solar, biomass, offshore wind, and geothermal. The Networks segment focuses on electricity and gas infrastructure activities and projects. The Energy Solutions segment consists of construction and management of decentralized energy networks to produce low-carbon energy heating and cooling networks, distributed power generation plants, distributed solar power parks, low-carbon mobility, low-carbon cities, public lighting, and related services. The Thermal segment centralized power generation activities using thermal assets, whether contracted or not includes the operation of power plants fueled mainly by gas or coal, as well as pump-operated storage plants. The Supply segment relates to the sale of gas and electricity to end customers, whether professional or individual. It also includes all the group's activities in services for residential clients. The Nuclear segment refers to nuclear power generation activities with seven reactors in Belgium and drawing rights in France. The Others segment encompasses energy management and optimization activities, the B2B supply activities in France, GTT, corporate, and holding activities. The company was founded on April 8, 1946 and is headquartered in Paris, France.

### Members of Management Board

|                          |                               |
|--------------------------|-------------------------------|
| Catherine MacGregor      | Chairman of Managing Board    |
| Biljana Kaitovic         | Member of Executive Committee |
| Claire Waysand           | Member of Executive Committee |
| Cécile Prévieu           | Member of Executive Committee |
| Frank Lacroix            | Member of Executive Committee |
| Jean-Sébastien Blanc     | Member of Executive Committee |
| Paulo Almirante          | Member of Executive Committee |
| Pierre-Francois Riolacci | Member of Executive Committee |
| Sébastien Arbola         | Member of Executive Committee |
| Thierry Saegeman         | Member of Executive Committee |

### Board of directors

|                           |                               |
|---------------------------|-------------------------------|
| Jean-Pierre Clamadieu     | Chairman of Supervisory Board |
| Celine Fornaro            | Member of Supervisory Board   |
| Christophe Agogué         | Member of Supervisory Board   |
| Fabrice Brégier           | Member of Supervisory Board   |
| Jacinthe Delage           | Member of Supervisory Board   |
| Lucie Muniesa             | Member of Supervisory Board   |
| Magali Viot               | Member of Supervisory Board   |
| Marie-Claire Simone Daveu | Member of Supervisory Board   |
| Marie-José Nadeau         | Member of Supervisory Board   |
| Michel Giannuzzi          | Member of Supervisory Board   |
| Patrice Durand            | Member of Supervisory Board   |
| Ross McInnes              | Member of Supervisory Board   |
| Yoan Kosnar               | Member of Supervisory Board   |