

ERSTE RESPONSIBLE STOCK GLOBAL (CZK) VT

Equities worldwide emphasizing sustainability

ISIN:

AT0000A1AW14

Overview

2024/05/08

NAV

202.5700

Difference



0.33% (0.67)

General attributes

Fund type Equity Funds

Investment company Erste Asset Management GmbH

Currency CZK

Type VT

Begin of subscription period -

Inception 2014/12/15

Licenced in AT,CZ

Duration of fund open end

Distribution 03/01

Total assets 486,090,425.38 CZK

Fiscal year 12/01 - 11/30

Initial charge 3.00%

Management fee 1.80%

Ongoing charges 1.79%

Minimum investment According to offer

Account number -

Recommended holding period At least 6 years

Investor experience -

Investor tolerance 4 (scale 1-7)

Disclosure Regulation Article 8

since inception



The chart shows the current fund share unit price (NAV) of the nominal value of an investment company proclaimed on that working day. Performances under 12 month have only little informative value. Information about previous performance does not guarantee future performance.

Source: Česká spořitelna, a. s.

Advantages

Broadly diversified investment in global companies that emphasizes ecological, social and ethical business practices. Opportunity to achieve substantial capital appreciation. "Sustainable" outperformance expected relative to the overall market. Investment funds are separate assets.

Details you should be aware of

The net asset value of the fund can fluctuate considerably (high volatility). Investors bear the risk of global equity markets. Possibility of capital loss. Since the feeder fund predominantly invests in the master fund, the performance of the feeder fund depends significantly on the performance of the master fund. Other risks that may be of significance for the feeder fund are, in particular, credit and counterparty risk, liquidity risk, custody risk, derivative risk and operational risk. Comprehensive information on the risks of the feeder fund can be found in the prospectus or the information for investors pursuant to § 21 AIFMG, section II,

Performance goal and investment strategy

The ERSTE RESPONSIBLE STOCK GLOBAL (CZK) serves as a feeder fund for the ERSTE RESPONSIBLE STOCK GLOBAL fund (master fund). Foreign exchange risks of the master fund are hedged within the feeder fund against the Czech crown. The master fund is an actively managed sustainability equity fund that invests throughout the world. The fund's structure is geared towards the MSCI World Index. The fund is managed based on a four-level investment process. At level 1 the investment universe is filtered based on ESG criteria defined within the "EAM ESG Rating". At level 2 companies are excluded through "Best in class" approach and exclusion criteria and discussed by an investment board. At level 3 portfolio is established and risk management is defined. At level 4 the EAM Engagement Policy takes place. Investing in shares of companies that are pioneers in terms of ecological, social and governance aspects is at the forefront of the investment decision. A holistic ESG approach also takes ethical aspects into account. Hedging against foreign currency risks is generally not provided, but is possible.

Performance (2024/03/28)

Period	YTD	6m	1Y	3Y	5Y	10Y	since inc.
			(% p a)	(% p a)	(% p a)	(% p a)	(% p a)
Perf	7.81	-	21.88	7.12	11.99	-	8.10

Annual performance in % (-)

Period	2019	2020	2021	2022	2023
Perf	28.90	20.11	22.38	-18.53	19.42

Statistical figures (2024/03/28)

Sharpe Ratio	-
Volatility in %	15.26







Minimum & maximum performance in % p.a. (2024/03/28)

1Y	69.97	
	-20.34	
3Y	23.89	
	-3.15	
5Y	14.41	
	-2.94	

Top holdings (2024/03/28)

ISIN	Name	Currency	%FA
-	MICROSOFT DL-,00000625	-	6.99
-	APPLE INC.	-	5.83
-	NVIDIA CORP. DL-,01	-	5.47
-	ALPHABET INC.CL C DL-,001	-	2.00
-	BROADCOM INC. DL-,001	-	1.76
-	ALPHABET INC.CL.A DL-,001	-	1.57
-	VISA INC. CL. A DL -,0001	-	1.42
-	ASML HOLDING EO -,09	-	1.16
-	MERCK CO. DL-,01	-	1.13
-	LVMH EO 0,3	-	1.09

Holdings by country (2024/03/28)

	72.56 %	United States of America
	5.80 %	France
	5.05 %	Japan
	3.51 %	Germany
	3.35 %	United Kingdom
	2.53 %	Netherlands

1.84 %	Denmark
1.16 %	Switzerland
1.13 %	Austria

Percentage holdings by sector (2024/03/28)

39.46 %	Information Technology
15.74 %	Health Care
12.16 %	Financials
10.71 %	Industrials
8.50 %	Consumer Discretionary
5.20 %	Communication Services
4.87 %	Consumer Staples
2.81 %	Materials
0.55 %	Utilities

Disclaimer

The full names of the open-ended mutual funds and complete product information are provided in the statutes (prospectuses) of the funds. The information stated herein is of the nature of a promotional message. The information stated in this message is not an investment recommendation or investment advice since it does not take into account the specific situation of specific investors. The value of the financial instruments may rise and fall, while there is no guarantee of a return on the originally invested amount. Past performance is no guarantee of the same performance in a future period. A visitor to this website may be outside the target market of the financial instruments stated herein. We recommend that you consult your specific investment plan with an expert advisor who will verify that the planned investment will be commensurate with your knowledge and experience, that it will be in accordance with your needs, characteristics and goals, financial circumstances or relation to risk, and will familiarise you with all possible risks of a specific investment opportunity.