

CHINA SHENHUA ENERGY COMPANY LTD 'H'

15 minutes delayed

ISIN: **CNE100002R0** WKN: -

Overview

2024/04/24 10:08:16 15 minutes delayed

Price

31.70 HKD

Difference  0.48% (0.15)

General attributes

ISIN CNE100002R0

Symbol 1088

Exchange Hong Kong Stock Exchange

Currency HKD

Sector Energy / Commodities

Security type Stock

Market cap (m) 97,436 EUR

Benchmark MSCI WORLD INDEX (STRD, UHD)

Market data

Bid (Bid size) -

Ask (Ask size) -

Open 31.75 HKD

High 32.00 HKD

Low 31.45 HKD

Close (prev. day) 31.55 HKD

VWAP 31.684218 HKD

Volume (pcs) -

Trading volume -

Number of trades -

Last size -

Futures and Options

Related Futures -

Related Options -











5Y



Information about previous performance does not guarantee future performance.
Source: FactSet

Recent research

on sector

Date	Headline	Download
2024/04/24	 Akciové trhy - denní zpráva	
2024/04/23	 Akciové trhy - denní zpráva	
2024/04/22	 Akciové trhy - denní zpráva	
2024/04/19	 Akciové trhy - denní zpráva	
2024/04/18	 Akciové trhy - denní zpráva	

Details

2024/04/24 10:08:16 15 minutes delayed

Price

31.70 HKD

Difference ▲ 0.48% (0.15)

General attributes

ISIN	CNE1000002R0
Symbol	1088
Exchange	Hong Kong Stock Exchange
Currency	HKD
Sector	Energy / Commodities
Security type	Stock
Market cap (m)	97,436 EUR
Benchmark	MSCI WORLD INDEX (STRD, UHD)

Market data

Bid (Bid size)	-
Ask (Ask size)	-
Open	31.75 HKD
High	32.00 HKD
Low	31.45 HKD
Close (prev. day)	31.55 HKD
VWAP	31.684218 HKD
Volume (pcs)	-
Trading volume	-
Number of trades	-
Last size	-

Performance and Risk

	6m	1Y	3Y
Perf (%)	+31.26%	+25.54%	+91.66%
Perf (abs.)	+7.55	+6.45	+15.16
Beta	0.05	0.55	0.24
Volatility	26.17	27.21	34.77

5Y



Information about previous performance does not guarantee future performance.
Source: FactSet

Price data

Ø price 5 days Ø volume 5 days (pcs.)	32.09 HKD (-)
Ø price 30 days Ø volume 30 days (pcs.)	31.25 HKD (-)
Ø price 100 days Ø volume 100 days (pcs.)	29.07 HKD (-)
Ø price 250 days Ø volume 250 days (pcs.)	26.37 HKD (-)
YTD High date	33.35 HKD (2024/04/22)
YTD Low date	26.30 HKD (2024/01/22)
52 Weeks High date	33.35 HKD (2024/04/22)
52 Weeks Low date	21.45 HKD (2023/08/21)

All listings for CHINA SHENHUA ENERGY COMPANY LTD 'H'

Exchange 📍	Date	Time	Price	Trading volume (mio.)	Number of trades
Tradegate	2024/04/24	22:26	3.766 EUR	0.01	4
Stuttgart	2024/04/24	08:17	3.694 EUR	0.00	3
Munich	2024/04/24	08:12	3.789 EUR	0.00	2
Hong Kong Stock Exchange	2024/04/24	10:08	31.70 HKD	-	-
Hanover	2024/04/24	08:03	3.707 EUR	0.00	3

	24					
Hamburg	2024/04/24	08:01	3.707	EUR	0.00	3
Frankfurt	2024/04/24	12:27	3.711	EUR	0.00	1
FINRA other OTC Issues	2024/04/11	19:14	4.17	USD	0.00	1
Duesseldorf	2024/04/24	19:30	3.699	EUR	0.00	7
Berlin	2024/04/24	08:08	3.707	EUR	0.00	2

Company profile

Company Logo



Contact Details

CHINA SHENHUA ENERGY CO. LTD.

--

Shenhua Tower, 22 Andingmen Xibinhe Road, Dongcheng District - - Beijing

Telefon: (86 10) 58133376

Fax: (86 10) 84882107

E-mail: ir@shenhuachina.com

Company Profile

-

Members of Management Board

Yang Jiping Chairman of Managing Board

Huang Qing Member of Executive Committee

Li ZhiMing Member of Executive Committee

Wang Xingzhong Member of Executive Committee

Xu Mingjun Member of Executive Committee

Xu Shancheng Member of Executive Committee

Yang Suping Member of Executive Committee

Yang Xiangbin Member of Executive Committee

Board of directors

Chao Xiong Chairman of Supervisory Board

Chong En Bai Member of Supervisory Board

Han Wen Chen Member of Supervisory Board

Kwok Keung Yuen Member of Supervisory Board

Rong Ming Yang Member of Supervisory Board

Xiao Lei Liu Member of Supervisory Board

Da Yu Zhou Member of Supervisory Board

Feng Zhang Member of Supervisory Board

Jin Zhong Jia Member of Supervisory Board

Ming Jun Xu Member of Supervisory Board