

## MERCURY NZ LTD.

ISIN: NZMRPE0001S2 WKN: MCY

## Overview

2024/07/09 10:33:53

Price  
3.64 EURDifference  -0.55% (-0.02)

## General attributes

ISIN	NZMRPE0001S2
Symbol	MCY
Exchange	Stuttgart
Currency	EUR
Sector	Utilities
Security type	Stock
Market cap (m)	5,275 EUR
Benchmark	MSCI WORLD INDEX (STRD, UHD)

## Market data

Bid (Bid size)	3.64 EUR (2,000)
Ask (Ask size)	3.82 EUR (2,000)
Open	3.64 EUR
High	3.64 EUR
Low	3.64 EUR
Close (prev. day)	3.66 EUR
VWAP	-
Volume (pcs)	0
Trading volume	0.00
Number of trades	2
Last size	0

## Futures and Options







Related Futures	-
Related Options	-

5Y



Information about previous performance does not guarantee future performance.  
Source: FactSet

## Recent research

on sector			
Date		Headline	Download
2024/07/09		Akciové trhy - denní zpráva	
2024/07/08		Akciové trhy - denní zpráva	
2024/07/04		Akciové trhy - denní zpráva	
2024/07/03		Akciové trhy - denní zpráva	
2024/07/02		Akciové trhy - denní zpráva	

## Details

2024/07/09 10:33:53

### Price

3.64 EUR

 Difference ▼ -0.55% (-0.02)

### General attributes

ISIN	NZMRPE0001S2
Symbol	MCY
Exchange	Stuttgart
Currency	EUR
Sector	Utilities
Security type	Stock
Market cap (m)	5,275 EUR
Benchmark	MSCI WORLD INDEX (STRD, UHD)

### Market data

Bid (Bid size)	3.64 EUR (2,000)
Ask (Ask size)	3.82 EUR (2,000)
Open	3.64 EUR
High	3.64 EUR
Low	3.64 EUR
Close (prev. day)	3.66 EUR
VWAP	-
Volume (pcs)	0
Trading volume	0.00
Number of trades	2
Last size	0

### Performance and Risk

	6m	1Y	3Y
Perf (%)	-0.54%	+2.81%	-3.68%
Perf (abs.)	-0.02	+0.10	-0.14
Beta	-0.64	-0.05	0.20
Volatility	39.33	37.48	37.76

5Y



Information about previous performance does not guarantee future performance.  
Source: FactSet

### Price data

Ø price 5 days   Ø volume 5 days (pcs.)	3.65 EUR (0)
Ø price 30 days   Ø volume 30 days (pcs.)	3.61 EUR (1)
Ø price 100 days   Ø volume 100 days (pcs.)	3.61 EUR (4)
Ø price 250 days   Ø volume 250 days (pcs.)	3.49 EUR (25)
YTD High   date	3.94 EUR (2024/03/06)
YTD Low   date	3.40 EUR (2024/04/29)
52 Weeks High   date	3.94 EUR (2024/03/06)
52 Weeks Low   date	3.02 EUR (2023/11/01)

### Arbitrage views

Exchange	Date	Time	Price	Trading volume (mio.)	Number of trades
Stuttgart	2024/07/09	10:33	3.64 EUR	0.00	2
Munich	2024/07/09	08:19	3.76 EUR	0.00	1
Frankfurt	2024/07/09	08:05	3.66 EUR	0.00	1
FINRA other OTC Issues	2024/07/08	17:03	3.95 USD	0.00	1
Berlin	2024/07/09	08:13	3.62 EUR	0.00	1

	09						
Australian Securities Exchange	2024/07/09	08:10	6.08 AUD	0.10			59

## Company profile

### Company Logo



### Company Profile

-

### Contact Details

MERCURY NZ

--

----

Telefon: -

Fax: -

E-mail: -