

NEW HOPE CORP LTD.

ISIN: AU000000NHC7 WKN: NHC

Overview

2024/07/09 19:30:48

Price

3.061 EUR

Difference  -1.19% (-0.04)

General attributes

ISIN AU000000NHC7

Symbol NHC

Exchange Duesseldorf

Currency EUR

Sector Energy / Commodities

Security type Stock

Market cap (m) 2,657 EUR

Benchmark ASX ALL ORDINARIES INDEX

Market data

Bid (Bid size) 3.065 EUR (900)

Ask (Ask size) 3.138 EUR (900)

Open 3.118 EUR

High 3.119 EUR

Low 3.061 EUR

Close (prev. day) 3.098 EUR

VWAP -

Volume (pcs) 0

Trading volume 0.00

Number of trades 5

Last size 0

Futures and Options

Related Futures -

Related Options 418











5Y



Information about previous performance does not guarantee future performance.
Source: FactSet

Recent research

on sector

Date	Headline	Download
2024/07/09	 Akciové trhy - denní zpráva	
2024/07/08	 Akciové trhy - denní zpráva	
2024/07/04	 Akciové trhy - denní zpráva	
2024/07/03	 Akciové trhy - denní zpráva	
2024/07/02	 Akciové trhy - denní zpráva	

Details

2024/07/09 19:30:48

Price

3.061 EUR

Difference ▼ -1.19% (-0.04)

General attributes

ISIN	AU000000NHC7
Symbol	NHC
Exchange	Duesseldorf
Currency	EUR
Sector	Energy / Commodities
Security type	Stock
Market cap (m)	2,657 EUR
Benchmark	ASX ALL ORDINARIES INDEX

Market data

Bid (Bid size)	3.065 EUR (900)
Ask (Ask size)	3.138 EUR (900)
Open	3.118 EUR
High	3.119 EUR
Low	3.061 EUR
Close (prev. day)	3.098 EUR
VWAP	-
Volume (pcs)	0
Trading volume	0.00
Number of trades	5
Last size	0

Performance and Risk

	6m	1Y	3Y
Perf (%)	-4.12%	+7.98%	+171.75%
Perf (abs.)	-0.13	+0.23	+1.96
Beta	0.58	0.54	0.91
Volatility	37.71	34.76	51.21

5Y



Information about previous performance does not guarantee future performance.
Source: FactSet

Price data

Ø price 5 days Ø volume 5 days (pcs.)	3.127 EUR (0)
Ø price 30 days Ø volume 30 days (pcs.)	2.988 EUR (0)
Ø price 100 days Ø volume 100 days (pcs.)	2.860 EUR (45)
Ø price 250 days Ø volume 250 days (pcs.)	3.130 EUR (30)
YTD High date	3.291 EUR (2024/01/15)
YTD Low date	2.581 EUR (2024/02/20)
52 Weeks High date	3.856 EUR (2023/10/18)
52 Weeks Low date	2.581 EUR (2024/02/20)

Arbitrage views

Exchange <input type="checkbox"/>	Date	Time	Price	Trading volume (mio.)	Number of trades
Tradegate	2024/07/09	17:05	3.122 EUR	0.01	8
Stuttgart	2024/07/09	10:33	3.129 EUR	0.00	2
Munich	2024/07/09	08:05	3.125 EUR	0.00	1
Frankfurt	2024/07/09	17:05	3.10 EUR	0.14	9
FINRA other OTC	2024/07/09	19:44	3.37 USD	0.01	4

Issues	08					
Duesseldorf	2024/07/09	19:30	3.061 EUR	0.00		5
Berlin	2024/07/09	18:34	3.097 EUR	0.00		7
Australian Securities Exchange	2024/07/09	08:10	5.05 AUD	14.82		5,064

Company profile

Company Logo

Contact Details

NEW HOPE CORPORATION

--

Magnolia Drive 3/22 4300 Brookwater, QLD

Telefon: +61 7 3418 0500

Fax: +61 7 3418 0355

E-mail: -

Company Profile

-