

APA GROUP NPV (STAPLED UNITS)

ISIN: **AU000000APA1** WKN: **APA**

Overview

2024/07/19 16:30:32

5Y

Price

4.7345 EUR

Difference  -0.94% (-0.05)

General attributes

ISIN	AU000000APA1
Symbol	APA
Exchange	Duesseldorf
Currency	EUR
Sector	Energy / Commodities
Security type	Stock
Market cap (m)	6,324 EUR
Benchmark	ASX ALL ORDINARIES INDEX

Market data

Bid (Bid size)	4.7345 EUR (1,380)
Ask (Ask size)	5.01 EUR (1,380)
Open	4.739 EUR
High	4.739 EUR
Low	4.7345 EUR
Close (prev. day)	4.7795 EUR
VWAP	-
Volume (pcs)	0
Trading volume	0.00
Number of trades	4
Last size	0

Futures and Options











Related Futures	-
Related Options	309



Information about previous performance does not guarantee future performance.
Source: FactSet

Recent research

on sector

Date	Headline	Download
2024/07/19	 Akciové trhy - denní zpráva	
2024/07/18	 Akciové trhy - denní zpráva	
2024/07/17	 Akciové trhy - denní zpráva	
2024/07/16	 Akciové trhy - denní zpráva	
2024/07/15	 Akciové trhy - denní zpráva	

Details

2024/07/19 16:30:32

Price
4.7345 EUR

Difference ▼ -0.94% (-0.05)

General attributes

ISIN	AU000000APA1
Symbol	APA
Exchange	Duesseldorf
Currency	EUR
Sector	Energy / Commodities
Security type	Stock
Market cap (m)	6,324 EUR
Benchmark	ASX ALL ORDINARIES INDEX

Market data

Bid (Bid size)	4.7345 EUR (1,380)
Ask (Ask size)	5.01 EUR (1,380)
Open	4.739 EUR
High	4.739 EUR
Low	4.7345 EUR
Close (prev. day)	4.7795 EUR
VWAP	-
Volume (pcs)	0
Trading volume	0.00
Number of trades	4
Last size	0

Performance and Risk

	6m	1Y	3Y
Perf (%)	-0.28%	-18.23%	-19.29%
Perf (abs.)	-0.01	-1.07	-1.14
Beta	0.60	0.69	0.49
Volatility	23.11	21.90	24.19

5Y



Information about previous performance does not guarantee future performance.
Source: FactSet

Price data

Ø price 5 days Ø volume 5 days (pcs.)	4.8579 EUR (4)
Ø price 30 days Ø volume 30 days (pcs.)	4.9344 EUR (5)
Ø price 100 days Ø volume 100 days (pcs.)	4.9555 EUR (7)
Ø price 250 days Ø volume 250 days (pcs.)	5.0199 EUR (4)
YTD High date	5.4710 EUR (2024/05/17)
YTD Low date	4.5540 EUR (2024/03/05)
52 Weeks High date	6.0640 EUR (2023/07/27)
52 Weeks Low date	4.5540 EUR (2024/03/05)

All listings for APA GROUP NPV (STAPLED UNITS)

Exchange <input type="checkbox"/>	Date	Time	Price	Trading volume (mio.)	Number of trades
Tradegate	2024/07/18	22:02	4.8925 EUR	0.00	1
Stuttgart	2024/07/19	09:32	4.752 EUR	0.00	2
Frankfurt	2024/07/19	08:16	4.7725 EUR	0.00	1
FINRA other OTC Issues	2024/07/19	16:17	5.39 USD	0.00	1
Duesseldorf	2024/07/19	16:30	4.7345 EUR	0.00	4

	07/19				
Australian Securities Exchange	2024/07/19	08:10	7.93 AUD	16.65	4,167

Company profile

Company Logo



Contact Details

APA GROUP

--

Level 5, Airport Central Tower 241 O'Riordan Street - 2020 Mascot, NSW

Telefon: +61 2 9693 0000

Fax: +61 2 8339 0005

E-mail: -

Company Profile

-

Members of Management Board

Rob Wheals Chairman of Managing Board

Adam Watson Member of Executive Committee

Darren Rogers Member of Executive Committee

Hannah McCaughey Member of Executive Committee

Jane Thomas Member of Executive Committee

Julian Peck Member of Executive Committee

Kevin Lester Member of Executive Committee

Nevenka Codevelle Member of Executive Committee

Ross Gersbach Member of Executive Committee

Board of directors

Michael Fraser Chairman of Supervisory Board

Debra Goodin Member of Supervisory Board

James Fazzino Member of Supervisory Board

Nino Ficca Member of Supervisory Board

Peter Wasow Member of Supervisory Board

Rhoda Phillippo Member of Supervisory Board