

## ALUMINA LTD.

ISIN: AU000000AWC3

WKN: AWC

## Overview

2024/04/25 12:30:21

Price  
0.9088 EURDifference  -0.96% (-0.01)

## General attributes

ISIN	AU000000AWC3
Symbol	AWC
Exchange	Duesseldorf
Currency	EUR
Sector	Energy / Commodities
Security type	Stock
Market cap (m)	2,734 EUR
Benchmark	ASX ALL ORDINARIES INDEX

## Market data

Bid (Bid size)	0.9076 EUR (1,100)
Ask (Ask size)	0.9348 EUR (1,100)
Open	0.9082 EUR
High	0.9088 EUR
Low	0.9082 EUR
Close (prev. day)	0.9176 EUR
VWAP	-
Volume (pcs)	0
Trading volume	0.00
Number of trades	3
Last size	0

## Futures and Options

Related Futures	-
Related Options	1,444




5Y



Information about previous performance does not guarantee future performance.  
Source: FactSet

## Recent research

on sector

Date	Headline	Download
2024/04/25	 Akciové trhy - denní zpráva	
2024/04/24	 Akciové trhy - denní zpráva	
2024/04/23	 Akciové trhy - denní zpráva	
2024/04/22	 Akciové trhy - denní zpráva	
2024/04/19	 Akciové trhy - denní zpráva	

## Details

2024/04/25 12:30:21

## Price

0.9088 EUR

Difference ▼ -0.96% (-0.01)

## General attributes

ISIN	AU000000AWC3
Symbol	AWC
Exchange	Duesseldorf
Currency	EUR
Sector	Energy / Commodities
Security type	Stock
Market cap (m)	2,734 EUR
Benchmark	ASX ALL ORDINARIES INDEX

## Market data

Bid (Bid size)	0.9076 EUR (1,100)
Ask (Ask size)	0.9348 EUR (1,100)
Open	0.9082 EUR
High	0.9088 EUR
Low	0.9082 EUR
Close (prev. day)	0.9176 EUR
VWAP	-
Volume (pcs)	0
Trading volume	0.00
Number of trades	3
Last size	0

## Performance and Risk

	6m	1Y	3Y
Perf (%)	+105.33%	+1.57%	-15.15%
Perf (abs.)	+0.47	+0.01	-0.16
Beta	2.11	1.83	1.28
Volatility	52.56	48.34	43.32

5Y



Information about previous performance does not guarantee future performance.  
Source: FactSet

## Price data

Ø price 5 days   Ø volume 5 days (pcs.)	0.9160 EUR (2)
Ø price 30 days   Ø volume 30 days (pcs.)	0.8348 EUR (0)
Ø price 100 days   Ø volume 100 days (pcs.)	0.6673 EUR (32)
Ø price 250 days   Ø volume 250 days (pcs.)	0.6809 EUR (133)
YTD High   date	0.9394 EUR (2024/04/23)
YTD Low   date	0.5434 EUR (2024/01/04)
52 Weeks High   date	0.9394 EUR (2024/04/23)
52 Weeks Low   date	0.4188 EUR (2023/11/17)

## All listings for ALUMINA LTD.

Exchange	Date	Time	Price	Trading volume (mio.)	Number of trades
Tradegate	2024/04/25	11:14	0.912 EUR	0.01	6
Stuttgart	2024/04/25	10:33	0.9158 EUR	0.00	2
Munich	2024/04/25	08:11	0.929 EUR	0.00	1
Hamburg	2024/04/25	08:00	0.9302 EUR	0.00	1
Frankfurt	2024/	09:27	0.9002 EUR	0.00	1

	04/25					
FINRA other OTC Issues	2024/04/02	16:16	0.92 USD	0.00		2
Duesseldorf	2024/04/25	12:30	0.9088 EUR	0.00		3
Berlin	2024/04/25	08:11	0.9114 EUR	0.00		1
Australian Securities Exchange	2024/04/24	08:10	1.555 AUD	4.92		2,656

## Company profile

### Company Logo



### Contact Details

ALUMINA LTD.

--

Level 12 IBM Centre - VIC 3006 Southbank

Telefon: 03 8699 2600

Fax: 03 8699 2699

E-mail: -

### Company Profile

-

#### Members of Management Board

Michael P Ferraro Chairman of Managing Board

Andrew Wood Member of Executive Committee

Galina Kraeva Member of Executive Committee

Grant A. Dempsey Member of Executive Committee

Stephen Foster Member of Executive Committee

#### Board of directors

William Day Chairman of Supervisory Board

Alistair Field Member of Supervisory Board

Chen Zeng Member of Supervisory Board

Deborah O'Toole Member of Supervisory Board

John Bevan Member of Supervisory Board

Shirley In't Veld Member of Supervisory Board