

SANDS CHINA LTD.

ISIN: KYG7800X1079

WKN: -

Overview

2024/07/26 19:30:36

Price

1.68 EUR

Difference  -1.64% (-0.03)

General attributes

ISIN KYG7800X1079

Symbol 1928

Exchange Duesseldorf

Currency EUR

Sector Media / Entertainment / Recreation

Security type Stock

Market cap (m) 14,169 EUR

Benchmark MSCI WORLD INDEX (STRD, UHD)

Market data

Bid (Bid size) -

Ask (Ask size) -

Open 1.718 EUR

High 1.718 EUR

Low 1.6705 EUR

Close (prev. day) 1.708 EUR

VWAP -

Volume (pcs) 0

Trading volume 0.00

Number of trades 7

Last size 0

Futures and Options

Related Futures -

Related Options -

PDF Downloads

Company report: SANDS CHINA LTD. 

5Y













Information about previous performance does not guarantee future performance.

Source: FactSet

Recent research

on sector

Date		Headline	Download
2024/07/24		Global Equity Ratings	
2024/07/12		Global Equity Ratings	
2024/06/21		Global Equity Ratings	
2024/06/14		Global Equity Ratings	
2024/05/29		Global Equity Ratings	

Details

2024/07/26 19:30:36

Price

1.68 EUR

Difference ▼ -1.64% (-0.03)

General attributes

ISIN	KYG7800X1079
Symbol	1928
Exchange	Duesseldorf
Currency	EUR
Sector	Media / Entertainment / Recreation
Security type	Stock
Market cap (m)	14,169 EUR
Benchmark	MSCI WORLD INDEX (STRD, UHD)

Market data

Bid (Bid size)	-
Ask (Ask size)	-
Open	1.718 EUR
High	1.718 EUR
Low	1.6705 EUR
Close (prev. day)	1.708 EUR
VWAP	-
Volume (pcs)	0
Trading volume	0.00
Number of trades	7
Last size	0

Performance and Risk

	6m	1Y	3Y
Perf (%)	-31.93%	-48.80%	-44.02%
Perf (abs.)	-0.79	-1.60	-1.32
Beta	1.24	0.66	0.45
Volatility	36.85	36.92	57.39

5Y



Information about previous performance does not guarantee future performance.
Source: FactSet

Price data

Ø price 5 days Ø volume 5 days (pcs.)	1.76 EUR (0)
Ø price 30 days Ø volume 30 days (pcs.)	1.90 EUR (0)
Ø price 100 days Ø volume 100 days (pcs.)	2.20 EUR (0)
Ø price 250 days Ø volume 250 days (pcs.)	2.46 EUR (0)
YTD High date	2.84 EUR (2024/02/16)
YTD Low date	1.67 EUR (2024/07/26)
52 Weeks High date	3.50 EUR (2023/07/28)
52 Weeks Low date	1.67 EUR (2024/07/26)

All listings for SANDS CHINA LTD.

Exchange ⊕	Date	Time	Price	Trading volume (mio.)	Number of trades
Tradegate	2024/07/26	22:02	1.762 EUR	0.00	1
Stuttgart	2024/07/26	10:35	1.7105 EUR	0.00	4
Munich	2024/07/26	08:04	1.835 EUR	0.00	2
Hong Kong Stock Exchange	2024/07/26	10:08	14.84 HKD	-	-
Frankfurt	2024/07/26	08:02	1.681 EUR	0.00	2

	26					
FINRA other OTC Issues	2024/07/26	21:57	1.93 USD	0.00		10
Duesseldorf	2024/07/26	19:30	1.68 EUR	0.00		7
Berlin	2024/07/26	08:04	1.6825 EUR	0.00		3

Company profile

Company Logo

Contact Details

SANDS CHINA LTD.

--

The Venetian Macao Resort Hotel, L2
Executive Offices - - Macau

Telefon: +853-8118-2888

Fax: +853-2888-3382

E-mail: -

PDF Downloads

Company report: SANDS CHINA LTD. 

Company Profile

Sands China Ltd. operates as an investment holding company, which engages in the development and operation of integrated resorts in Macao that contains gaming areas, meeting space, convention and exhibition halls, retail and dining areas and entertainment venues. It operates through the following segments: The Venetian Macao, Sands Cotai Central, The Plaza Macao, Sands Macao, The Parisian Macao, and Ferry and Other Operations. The company was founded by Sheldon Gary Adelson on July 15, 2009 and is headquartered in Macau.

Members of Management Board

Grant Chum Chairman of Managing
Kwan Lock BoardDave Sun Minqi Member of Executive
CommitteeDylan James Member of Executive
Williams CommitteeYing Wai Wong Member of Executive
Committee

Board of directors

Robert Chairman of Supervisory
Goldstein BoardYing Wai Wong Member of Supervisory
BoardCharles Member of Supervisory
Forman BoardKenneth Chung Member of Supervisory
BoardSteven Member of Supervisory
Strasser BoardVictor Hoog Member of Supervisory
Antink BoardYun Chiang Member of Supervisory
Board