


ELEVANCE HEALTH INC.

ISIN: US0367521038 WKN: 036752103

Overview

2024/05/10 08:07:56		
Price	498.60 EUR	
Difference		0.77% (3.80)

General attributes	
ISIN	US0367521038
Symbol	ELV
Exchange	Frankfurt
Currency	EUR
Sector	Chemical / Pharmaceutical / Health
Security type	Stock
Market cap (m)	116,356 EUR
Benchmark	S&P 500

Market data	
Bid (Bid size)	-
Ask (Ask size)	-
Open	498.60 EUR
High	498.60 EUR
Low	498.60 EUR
Close (prev. day)	494.80 EUR
VWAP	493.50 EUR
Volume (pcs)	0
Trading volume	0.00
Number of trades	2
Last size	0











Futures and Options	
Related Futures	15
Related Options	-

PDF Downloads	
Company report: ELEVANCE HEALTH INC.	




Information about previous performance does not guarantee future performance.
Source: FactSet

Recent research

on sector		on market	
Date		Headline	Download
2024/04/26		Global Equity Ratings	
2024/04/03		Global Equity Ratings	
2024/03/13		Global Equity Ratings	
2024/02/22		Global Equity Ratings	
2024/02/14		Global Equity Ratings	

Details

2024/05/10 08:07:56		
Price	498.60 EUR	
Difference		0.77% (3.80)

General attributes		
ISIN	US0367521038	
Symbol	ELV	
Exchange	Frankfurt	
Currency	EUR	
Sector	Chemical / Pharmaceutical / Health	
Security type	Stock	
Market cap (m)	116,356 EUR	
Benchmark	S&P 500	

Market data		
Bid (Bid size)	-	
Ask (Ask size)	-	
Open	498.60 EUR	
High	498.60 EUR	
Low	498.60 EUR	
Close (prev. day)	494.80 EUR	
VWAP	493.50 EUR	
Volume (pcs)	0	
Trading volume	0.00	
Number of trades	2	
Last size	0	

Performance and Risk			
	6m	1Y	3Y
Perf (%)	+18.71%	+19.86%	+54.37%
Perf (abs.)	+78.60	+82.60	+175.60
Beta	0.22	0.36	0.55
Volatility	21.94	25.56	27.25



Information about previous performance does not guarantee future performance.
Source: FactSet

Price data		
Ø price 5 days Ø volume 5 days (pcs.)	494.66 EUR (0)	
Ø price 30 days Ø volume 30 days (pcs.)	482.18 EUR (1)	
Ø price 100 days Ø volume 100 days (pcs.)	460.06 EUR (3)	
Ø price 250 days Ø volume 250 days (pcs.)	436.29 EUR (2)	
YTD High date	503.80 EUR (2024/04/26)	
YTD Low date	408.00 EUR (2024/01/18)	
52 Weeks High date	503.80 EUR (2024/04/26)	
52 Weeks Low date	370.00 EUR (2023/07/13)	

All listings for ELEVANCE HEALTH INC.						
Exchange 	Date	Time	Price	Trading volume (mio.)	Number of trades	
Xetra	2023/10/25	17:35	430.00 EUR	0.00	2	
Vienna Stock Exchange	2024/05/10	17:32	502.60 EUR	0.00	2	
Tradegate	2024/05/10	22:26	500.40 EUR	0.02	4	
Stuttgart	2024/05/10	08:02	500.40 EUR	0.00	3	
NYSE	2024/	22:00	539.18 USD	454.56	22,634	

	05/10					
Munich	2024/ 05/10	08:00	499.00	EUR	0.00	2
London Stock Exchange	2024/ 05/10	15:30	539.11	USD	0.03	4
Frankfurt	2024/ 05/10	08:07	498.60	EUR	0.00	2
Euronext Milan MTF Trading After Hours	-	-	-		0.00	-
Euronext Milan MTF Global Equity Market	2024/ 05/10	17:44	499.70	EUR	0.00	1
Duesseldorf	2024/ 05/10	19:31	501.60	EUR	0.00	5
Berlin	2024/ 05/10	08:08	500.40	EUR	0.00	2

Company profile

Company Logo



Contact Details

ELEVANCE HEALTH INC.

--

220 Virginia Avenue - 46204 Indianapolis

Telefon: +1-800-331-1476

Fax: +

E-mail: -

PDF Downloads

Company report: ELEVANCE HEALTH INC. 

Company Profile

Elevance Health, Inc. operates as a health company, which engages in improving lives and communities, and making healthcare simpler. It operates through the following segments: Commercial and Specialty Business, Government Business, CarelonRx, and Other. The Commercial and Specialty Business segment provides insurance products and services such as stop loss, dental, vision, life, disability and supplemental health insurance. The Government Business segment includes medicare and medicaid businesses, national government services, and services provided to the federal government. The CarelonRx segment offers formulary management, pharmacy networks, prescription drug database, member services, and mail order capabilities. The Other segment is involved in health services business focused on quality of healthcare by enabling and creating new care delivery and payment models. The company was founded in 1944 and is headquartered in Indianapolis, IN.

Members of Management Board

Elizabeth Tallett	Chairman of Board of Directors
Bahija Jallal	Member of Board of Directors
Ryan Schneider	Member of Board of Directors
Antonio Neri	Member of Board of Directors
Deanna Strable-Soethout	Member of Board of Directors
Lewis Hay	Member of Board of Directors
R. Clark	Member of Board of Directors
Ramiro Peru	Member of Board of Directors
Robert Dixon	Member of Board of Directors
Susan DeVore	Member of Board of Directors
Gail K. Boudreaux	Chairman of Managing Board
Shantanu Agrawal	Member of Executive Committee
Bill Beck	Member of Executive Committee
Blair Todt	Member of Executive Committee
Bryony Winn	Member of Executive Committee
Felicia F. Norwood	Member of Executive Committee
Gloria McCarthy	Member of Executive Committee
Hakon Mattson	Member of Executive Committee
John E. Gallina	Member of Executive

	Committee
Kyle Weber	Member of Executive Committee
Mark Kaye	Member of Executive Committee
Morgan Kendrick	Member of Executive Committee
Peter D. Haytaian	Member of Executive Committee