


OCUGEN INC.

ISIN: US67577C1053 WKN: 67577C105

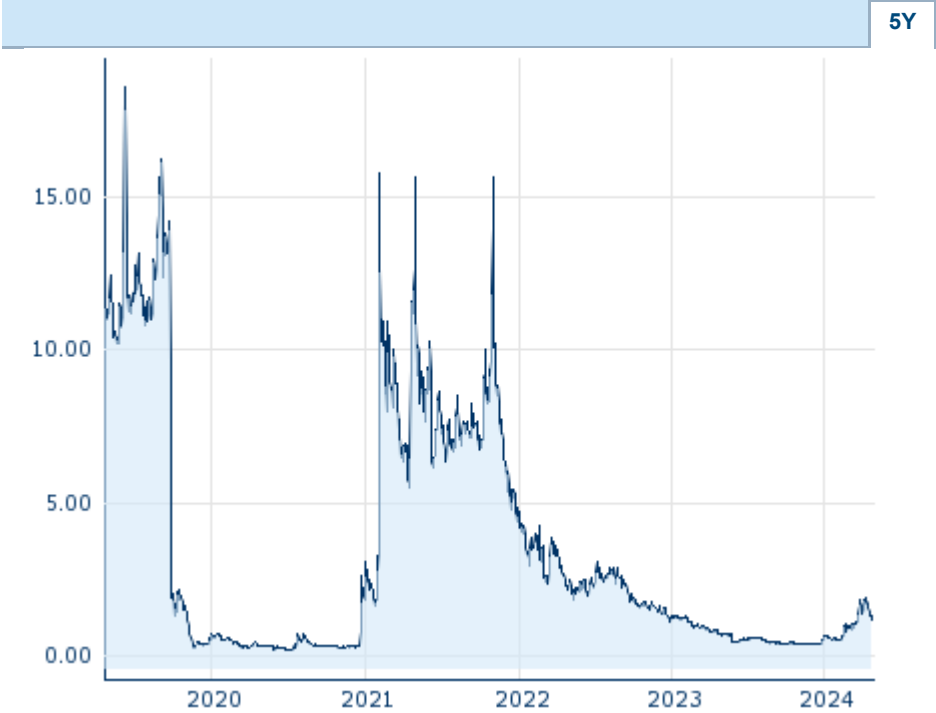
Overview

2024/04/26 22:00:00		
Price	1.28 USD	
Difference		8.47% (0.10)

General attributes	
ISIN	US67577C1053
Symbol	OCGN
Exchange	Nasdaq
Currency	USD
Sector	Chemical / Pharmaceutical / Health
Security type	Stock
Market cap (m)	307 EUR
Benchmark	S&P 500










Market data	
Bid (Bid size)	1.26 USD (600)
Ask (Ask size)	1.28 USD (4,200)
Open	1.21 USD
High	1.31 USD
Low	1.19 USD
Close (prev. day)	1.18 USD
VWAP	1.255045 USD
Volume (pcs)	5,390,899
Trading volume	6,765,514.15
Number of trades	12,686
Last size	-

Futures and Options	
Related Futures	-
Related Options	-




Information about previous performance does not guarantee future performance.
Source: FactSet

Recent research

on sector		on market	
Date		Headline	Download
2024/04/26		Global Equity Ratings	
2024/04/03		Global Equity Ratings	
2024/03/13		Global Equity Ratings	
2024/02/22		Global Equity Ratings	
2024/02/14		Global Equity Ratings	

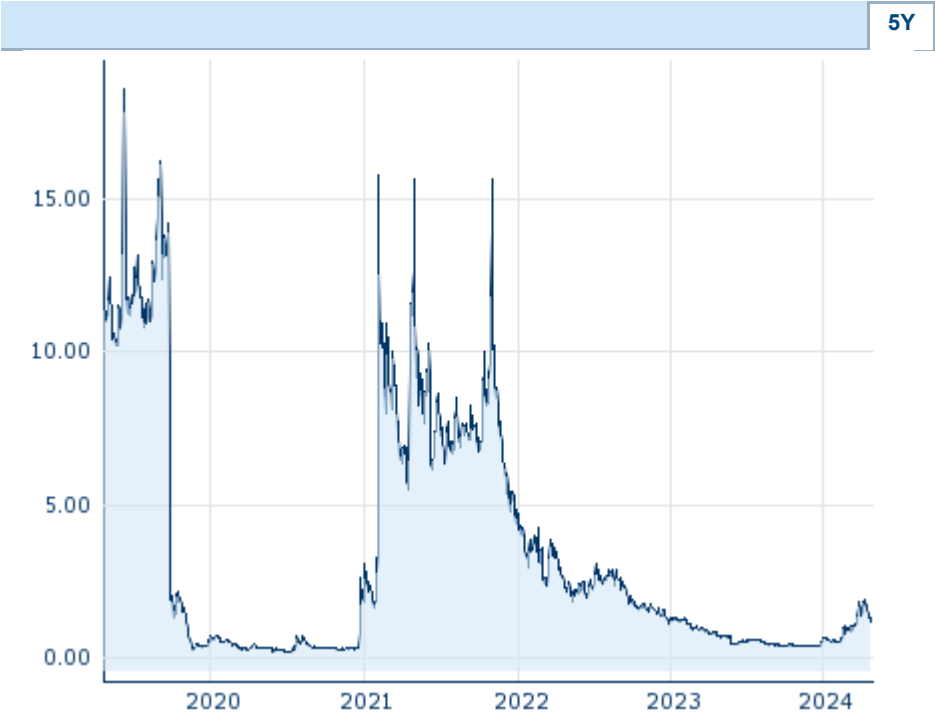
Details

2024/04/26 22:00:00		
Price	1.28 USD	
Difference		8.47% (0.10)

General attributes	
ISIN	US67577C1053
Symbol	OCGN
Exchange	Nasdaq
Currency	USD
Sector	Chemical / Pharmaceutical / Health
Security type	Stock
Market cap (m)	307 EUR
Benchmark	S&P 500

Market data	
Bid (Bid size)	1.26 USD (600)
Ask (Ask size)	1.28 USD (4,200)
Open	1.21 USD
High	1.31 USD
Low	1.19 USD
Close (prev. day)	1.18 USD
VWAP	1.255045 USD
Volume (pcs)	5,390,899
Trading volume	6,765,514.15
Number of trades	12,686
Last size	-

Performance and Risk			
	6m	1Y	3Y
Perf (%)	+254.57%	+77.78%	-88.96%
Perf (abs.)	+0.92	+0.56	-10.31
Beta	1.25	1.68	2.27
Volatility	108.42	97.85	102.12



Information about previous performance does not guarantee future performance.
Source: FactSet

Price data	
Ø price 5 days Ø volume 5 days (pcs.)	1.22 USD (6,839,234)
Ø price 30 days Ø volume 30 days (pcs.)	1.48 USD (11,805,096)
Ø price 100 days Ø volume 100 days (pcs.)	0.89 USD (7,220,729)
Ø price 250 days Ø volume 250 days (pcs.)	0.65 USD (5,557,618)
YTD High date	2.11 USD (2024/03/25)
YTD Low date	0.49 USD (2024/01/19)
52 Weeks High date	2.11 USD (2024/03/25)
52 Weeks Low date	0.35 USD (2023/10/26)

All listings for OCUGEN INC.						
Exchange 	Date	Time	Price	Trading volume (mio.)	Number of trades	
Tradegate	2024/04/26	22:26	1.192 EUR	0.20	78	
Stuttgart	2024/04/26	17:47	1.12 EUR	0.03	8	
Nasdaq	2024/04/26	22:00	1.28 USD	6.77	12,686	
Munich	2024/04/26	13:32	1.146 EUR	0.00	2	
Hamburg	2024/04/26	11:41	1.151 EUR	0.00	2	
Frankfurt	2024/04/26	17:22	1.14 EUR	0.00	2	
Duesseldorf	2024/04/26	19:30	1.198 EUR	0.00	5	
Berlin	2024/04/26	09:59	1.16 EUR	0.00	2	

Company profile

Company Logo



Company Profile

-

Contact Details

OCUGEN

--

Telefon: -

Fax: -

E-mail: -