


JAPAN EXCHANGE GROUP INC.

ISIN: JP3183200009 WKN: 8697

Overview

2024/04/23 16:44:59		
Price	25.55 USD	
Difference		2.82% (0.70)

General attributes	
ISIN	JP3183200009
Symbol	8697
Exchange	FINRA other OTC Issues
Currency	USD
Sector	-
Security type	Stock
Market cap (m)	11,902 EUR
Benchmark	NIKKEI 225







Market data	
Bid (Bid size)	-
Ask (Ask size)	-
Open	25.55 USD
High	25.55 USD
Low	25.55 USD
Close (prev. day)	24.85 USD
VWAP	24.397383 USD
Volume (pcs)	116
Trading volume	2,963.80
Number of trades	2
Last size	58

Futures and Options	
Related Futures	-
Related Options	-




Information about previous performance does not guarantee future performance.
Source: FactSet

Recent research

on market			
Date		Headline	Download
2024/02/22		Global Equity Ratings	
2023/10/27		Global Equity Ratings	
2023/09/29		Global Equity Ratings	
2023/09/08		Global Equity Ratings	
2023/08/22		Global Equity Ratings	

Details

2024/04/23 16:44:59		
Price	25.55 USD	
Difference		2.82% (0.70)

General attributes	
ISIN	JP3183200009
Symbol	8697
Exchange	FINRA other OTC Issues
Currency	USD
Sector	-
Security type	Stock
Market cap (m)	11,902 EUR
Benchmark	NIKKEI 225

Market data	
Bid (Bid size)	-
Ask (Ask size)	-
Open	25.55 USD
High	25.55 USD
Low	25.55 USD
Close (prev. day)	24.85 USD
VWAP	24.397383 USD
Volume (pcs)	116
Trading volume	2,963.80
Number of trades	2
Last size	58

Performance and Risk			
	6m	1Y	3Y
Perf (%)	-	-	-
Perf (abs.)	-	-	-
Beta	0.91	0.85	0.89
Volatility	31.60	34.22	40.93



Information about previous performance does not guarantee future performance.
Source: FactSet

Price data	
Ø price 5 days Ø volume 5 days (pcs.)	25.20 USD (327)
Ø price 30 days Ø volume 30 days (pcs.)	26.68 USD (11,701)
Ø price 100 days Ø volume 100 days (pcs.)	25.62 USD (3,866)
Ø price 250 days Ø volume 250 days (pcs.)	21.55 USD (1,638)
YTD High date	28.57 USD (2024/03/27)
YTD Low date	21.10 USD (2024/01/05)
52 Weeks High date	28.57 USD (2024/03/27)
52 Weeks Low date	16.20 USD (2023/04/28)

All listings for JAPAN EXCHANGE GROUP INC.					
Exchange 	Date	Time	Price	Trading volume (mio.)	Number of trades
Tradegate	2024/04/24	22:02	23.60 EUR	0.00	1
Tokyo Stock Exchange	2024/04/25	08:00	3,786.00 JPY	58.70	3,577
Stuttgart	2024/04/25	08:18	22.40 EUR	0.00	1
Munich	2024/04/25	08:11	23.00 EUR	0.00	1
Hanover	2024/04/25	08:00	22.00 EUR	0.00	1

	25					
Frankfurt	2024/04/25	17:15	22.00 EUR	0.00		4
FINRA other OTC Issues	2024/04/23	16:44	25.55 USD	0.00		2
Duesseldorf	2024/04/25	16:00	22.00 EUR	0.00		3
Berlin	2024/04/25	18:46	22.80 EUR	0.00		6

Company profile

Company Logo

Contact Details

OSAKA SECURITIES EXCHANGE CO

--

Telefon: -

Fax: -

E-mail: -

Company Profile

-