

X5 RETAIL GROUP NV GDR

ISIN: **US98387E2054** WKN: **A0LHLX**

Overview

2022/03/03 08:00:00

Price
0.5314 USDDifference  0.00% (0.00)

General attributes

ISIN	US98387E2054
Symbol	PJP
Exchange	London Stock Exchange
Currency	USD
Sector	Commerce
Security type	Stock
Market cap (m)	0
Benchmark	AMSTERDAM EXCHANGES INDEX

Market data

Bid (Bid size)	- (0)
Ask (Ask size)	- (0)
Open	0.5314 USD
High	0.5314 USD
Low	0.5314 USD
Close (prev. day)	0.5314 USD
VWAP	0.684464 USD
Volume (pcs)	-
Trading volume	-
Number of trades	1
Last size	-

Futures and Options







Related Futures	0
Related Options	-

5Y



Information about previous performance does not guarantee future performance.
Source: FactSet

Recent research

on sector		on market	
Date		Headline	Download
2024/04/26		Global Equity Ratings	
2024/04/03		Global Equity Ratings	
2024/03/13		Global Equity Ratings	
2024/02/22		Global Equity Ratings	
2024/02/14		Global Equity Ratings	

Details

2022/03/03 08:00:00

Price
0.5314 USD

Difference  0.00% (0.00)

General attributes

ISIN	US98387E2054
Symbol	PJP
Exchange	London Stock Exchange
Currency	USD
Sector	Commerce
Security type	Stock
Market cap (m)	0
Benchmark	AMSTERDAM EXCHANGES INDEX

Market data

Bid (Bid size)	- (0)
Ask (Ask size)	- (0)
Open	0.5314 USD
High	0.5314 USD
Low	0.5314 USD
Close (prev. day)	0.5314 USD
VWAP	0.684464 USD
Volume (pcs)	-
Trading volume	-
Number of trades	1
Last size	-

Performance and Risk

	6m	1Y	3Y
Perf (%)	-98.38%	-98.41%	-97.89%
Perf (abs.)	-32.32	-32.85	-24.71
Beta	0.00	0.01	1.53
Volatility	286.64	204.27	122.83

5Y



Information about previous performance does not guarantee future performance.
Source: FactSet

Price data

Ø price 5 days Ø volume 5 days (pcs.)	3.3565 USD (738,388)
Ø price 30 days Ø volume 30 days (pcs.)	18.7636 USD (508,128)
Ø price 100 days Ø volume 100 days (pcs.)	26.4306 USD (297,791)
Ø price 250 days Ø volume 250 days (pcs.)	30.0011 USD (238,254)
YTD High date	27.1800 USD (2022/01/04)
YTD Low date	0.2350 USD (2022/03/02)
52 Weeks High date	36.2000 USD (2021/03/18)
52 Weeks Low date	0.2350 USD (2022/03/02)

Arbitrage views

Exchange 	Date	Time	Price	Trading volume (mio.)	Number of trades
London Stock Exchange	2022/03/03	08:00	0.5314 USD	0.00	1
Frankfurt	2022/03/03	08:43	6.40 EUR	0.00	1
Berlin	2022/03/01	09:41	2.50 EUR	0.00	2

Company profile

Company Logo



Company Profile

-

Contact Details

X5 RETAIL GROUP

--

Building 4, Srednyaya Kalitnikovskaya Street
28 109029 Moscow

Telefon: +7 495 662 8888

Fax: +7 495 662 8888

E-mail: Anna.kareva@x5.ru