

COHERUS BIOSCIENCES INC.

ISIN: US19249H1032 WKN: 19249H103

Overview

2024/07/18 09:20:25

Price
1.57 EURDifference  -2.73% (-0.04)

General attributes

ISIN	US19249H1032
Symbol	CHRS
Exchange	Frankfurt
Currency	EUR
Sector	-
Security type	Stock
Market cap (m)	182 EUR
Benchmark	S&P 500

Market data

Bid (Bid size)	1.57 EUR (960)
Ask (Ask size)	1.6175 EUR (960)
Open	1.57 EUR
High	1.57 EUR
Low	1.57 EUR
Close (prev. day)	1.614 EUR
VWAP	1.614 EUR
Volume (pcs)	0
Trading volume	0.00
Number of trades	1
Last size	0

Futures and Options

Related Futures	-
Related Options	-











5Y



Information about previous performance does not guarantee future performance.
Source: FactSet

Recent research

on market

Date	Headline	Download
2024/07/12	 Global Equity Ratings	
2024/07/08	 Akciové trhy - denní zpráva	
2024/07/03	 Global Strategy 3Q 2024	
2024/06/21	 Global Equity Ratings	
2024/05/29	 Global Equity Ratings	

Details

2024/07/18 09:20:25

Price

1.57 EUR

Difference ▼ -2.73% (-0.04)

General attributes

ISIN	US19249H1032
Symbol	CHRS
Exchange	Frankfurt
Currency	EUR
Sector	-
Security type	Stock
Market cap (m)	182 EUR
Benchmark	S&P 500

Market data

Bid (Bid size)	1.57 EUR (960)
Ask (Ask size)	1.6175 EUR (960)
Open	1.57 EUR
High	1.57 EUR
Low	1.57 EUR
Close (prev. day)	1.614 EUR
VWAP	1.614 EUR
Volume (pcs)	0
Trading volume	0.00
Number of trades	1
Last size	0

Performance and Risk

	6m	1Y	3Y
Perf (%)	-24.05%	-58.46%	-85.46%
Perf (abs.)	-0.51	-2.27	-9.49
Beta	1.76	2.46	1.61
Volatility	84.34	105.69	84.52

5Y



Information about previous performance does not guarantee future performance.
Source: FactSet

Price data

Ø price 5 days Ø volume 5 days (pcs.)	1.50 EUR (520)
Ø price 30 days Ø volume 30 days (pcs.)	1.48 EUR (900)
Ø price 100 days Ø volume 100 days (pcs.)	1.85 EUR (779)
Ø price 250 days Ø volume 250 days (pcs.)	2.56 EUR (1,012)
YTD High date	3.34 EUR (2024/01/02)
YTD Low date	1.16 EUR (2024/07/09)
52 Weeks High date	4.94 EUR (2023/08/31)
52 Weeks Low date	1.16 EUR (2024/07/09)

Arbitrage views

Exchange	Date	Time	Price	Trading volume (mio.)	Number of trades
Tradegate	2024/07/17	22:26	1.5865 EUR	0.00	3
Stuttgart	2024/07/18	08:06	1.5675 EUR	0.00	1
Nasdaq	2024/07/17	22:00	1.74 USD	5.61	11,182
Munich	2024/07/18	08:07	1.611 EUR	0.00	1
Frankfurt	2024/07/18	09:20	1.57 EUR	0.00	1

	18					
Duesseldorf	2024/07/18	09:31	1.567 EUR	0.00		2
Berlin	2024/07/18	09:10	1.591 EUR	0.00		2

Company profile

Company Logo



Company Profile

-

Contact Details

COHERUS BIOSCIENCES INC

--

Telefon: -

Fax: -

E-mail: -