

HEIDELBERG MATERIALS AG

ISIN: DE0006047004 WKN: 604700

Overview

2019/05/22 17:31:54

5Y

Price

78.50 CHF

Difference  -1.21% (-0.96)

General attributes

ISIN	DE0006047004
Symbol	HEI
Exchange	SIX Swiss Exchange
Currency	CHF
Sector	Construction
Security type	Stock
Market cap (m)	17,763 EUR
Benchmark	GERMANY DAX

Market data

Bid (Bid size)	67.42 CHF (2)
Ask (Ask size)	84.20 CHF (200)
Open	78.50 CHF
High	78.50 CHF
Low	78.50 CHF
Close (prev. day)	79.46 CHF
VWAP	70.16 CHF
Volume (pcs)	26
Trading volume	2,041.00
Number of trades	3
Last size	-





Futures and Options

Related Futures	39
Related Options	-

PDF Downloads

Company report: HEIDELBERG MATERIALS AG Chart
not availableInformation about previous performance does not guarantee future performance.
Source: FactSet

Recent research

on sector		on market	
Date		Headline	Download
2024/07/24		Global Equity Ratings	
2024/07/12		Global Equity Ratings	
2024/06/21		Global Equity Ratings	
2024/06/14		Global Equity Ratings	
2024/05/29		Global Equity Ratings	

Details

2019/05/22 17:31:54

Price

78.50 CHF

Difference  -1.21% (-0.96)

General attributes

ISIN	DE0006047004
Symbol	HEI
Exchange	SIX Swiss Exchange
Currency	CHF
Sector	Construction
Security type	Stock
Market cap (m)	17,763 EUR
Benchmark	GERMANY DAX

Market data

Bid (Bid size)	67.42 CHF (2)
Ask (Ask size)	84.20 CHF (200)
Open	78.50 CHF
High	78.50 CHF
Low	78.50 CHF
Close (prev. day)	79.46 CHF
VWAP	70.16 CHF
Volume (pcs)	26
Trading volume	2,041.00
Number of trades	3
Last size	-

Performance and Risk

	6m	1Y	3Y
Perf (%)	-	-	-
Perf (abs.)	-	-	-
Beta	1.36	1.16	1.13
Volatility	-	-	-

5Y

Chart
not available

Information about previous performance does not guarantee future performance.
Source: FactSet

Price data

Ø price 5 days Ø volume 5 days (pcs.)	- CHF (46,350)
Ø price 30 days Ø volume 30 days (pcs.)	- CHF (83,740)
Ø price 100 days Ø volume 100 days (pcs.)	39.00 CHF (42,594)
Ø price 250 days Ø volume 250 days (pcs.)	60.99 CHF (29,357)
YTD High date	- CHF (-)
YTD Low date	- CHF (-)
52 Weeks High date	- CHF (-)
52 Weeks Low date	- CHF (-)

All listings for HEIDELBERG MATERIALS AG

Exchange 	Date	Time	Price	Trading volume (mio.)	Number of trades
Xetra	2024/07/26	17:36	99.82 EUR	31.96	2,951
Vienna Stock Exchange	2024/07/26	17:32	100.20 EUR	0.00	5
Tradegate	2024/07/26	22:26	100.05 EUR	0.74	101
Stuttgart	2024/07/26	21:59	99.94 EUR	0.05	170
SIX Swiss Exchange	2019/	17:31	78.50 CHF	0.00	3

	05/22					
SIX Swiss Exchange	2022/ 07/19	17:36	49.82 EUR	0.00		1
Munich	2024/ 07/26	08:00	97.46 EUR	0.00		2
London Stock Exchange European Trade Reporting	2024/ 07/26	17:30	99.96 EUR	0.00		2
Hanover	2024/ 07/26	10:39	98.66 EUR	0.01		2
Hamburg	2024/ 07/26	10:11	97.90 EUR	0.00		3
Frankfurt	2024/ 07/26	17:58	100.10 EUR	0.01		3
FINRA other OTC Issues	2024/ 07/16	16:56	112.50 USD	0.00		1
Euronext Milan MTF Trading After Hours	2024/ 07/10	18:20	94.88 EUR	0.00		1
Euronext Milan MTF Global Equity Market	2024/ 07/26	17:44	100.15 EUR	0.01		3
Duesseldorf	2024/ 07/26	19:32	99.90 EUR	0.00		7
Berlin	2024/ 07/26	08:02	97.64 EUR	0.00		3

Company profile

Company Logo



Contact Details

HEIDELBERG MATERIALS AG

--

Berliner Strasse 6 - 69120 Heidelberg

Telefon: +49-6221-481-0

Fax: +

E-mail: info@heidelbergmaterials.com

PDF Downloads

Company report: HEIDELBERG MATERIALS AG



Company Profile

Heidelberg Materials AG engages in the production and distribution of cement, aggregates, ready-mixed concrete, and asphalt. It operates through the following geographical segments: Western and Southern Europe, Northern and Eastern Europe-Central Asia, North America, Asia-Pacific, Africa-Eastern Mediterranean Basin, and Group Services. The Western and Southern Europe segment includes Belgium, Netherlands, France, Germany, Italy, Spain, and the United Kingdom. The Northern and Eastern Europe-Central Asia segment consists of Denmark, Iceland, Norway, Sweden, and the Baltic States, as well as the cross-border Nordic Precast Group AB and Mibau Group, Bosnia-Herzegovina, Bulgaria, Croatia, Czechia, Georgia, Greece, Hungary, Kazakhstan, Poland, Romania, Russia, and Slovakia. The North America segment focuses on Canada and USA. The Asia-Pacific segment covers Australia, Bangladesh, Brunei, China, India, Indonesia, Malaysia, Singapore, and Thailand. The Africa-Eastern Mediterranean Basin segment represents Benin, Burkina Faso, DR Congo, Egypt, the Gambia, Ghana, Israel, Liberia, Morocco, Mozambique, South Africa, Tanzania, Togo, and Turkey. The Group Services segment is involved in international trading activities. The company was founded by Johann Philipp Schifferdecker in 1873 and is headquartered in Heidelberg, Germany.

Members of Management Board

Dominik von Achten	Member of Executive Committee
Nicola Kimm	Member of Executive Committee
Axel Conrads	Member of Executive Committee
Chris Ward	Member of Executive Committee
Dennis Lentz	Member of Executive Committee
Hakan Gurdal	Member of Executive Committee
Jon Morrish	Member of Executive Committee
René Aldach	Member of Executive Committee
Roberto Callieri	Member of Executive Committee

Board of directors

Bernhard Scheifele	Chairman of Supervisory Board
Ines Ploss	Member of Supervisory Board
Sopna Sury	Member of Supervisory Board
Barbara Breuning	Member of Supervisory Board
Birgit Jochens	Member of Supervisory Board
Gunnar Groebler	Member of Supervisory Board
Heinz Schmitt	Member of Supervisory Board
Ludwig Merckle	Member of Supervisory Board
Luka Mucic	Member of Supervisory Board
Margret Suckale	Member of Supervisory Board
Peter Riedel	Member of Supervisory Board
Werner Schraeder	Member of Supervisory Board