


GENERAL MILLS INC.
ISIN: US3703341046 WKN: 370334104


Overview

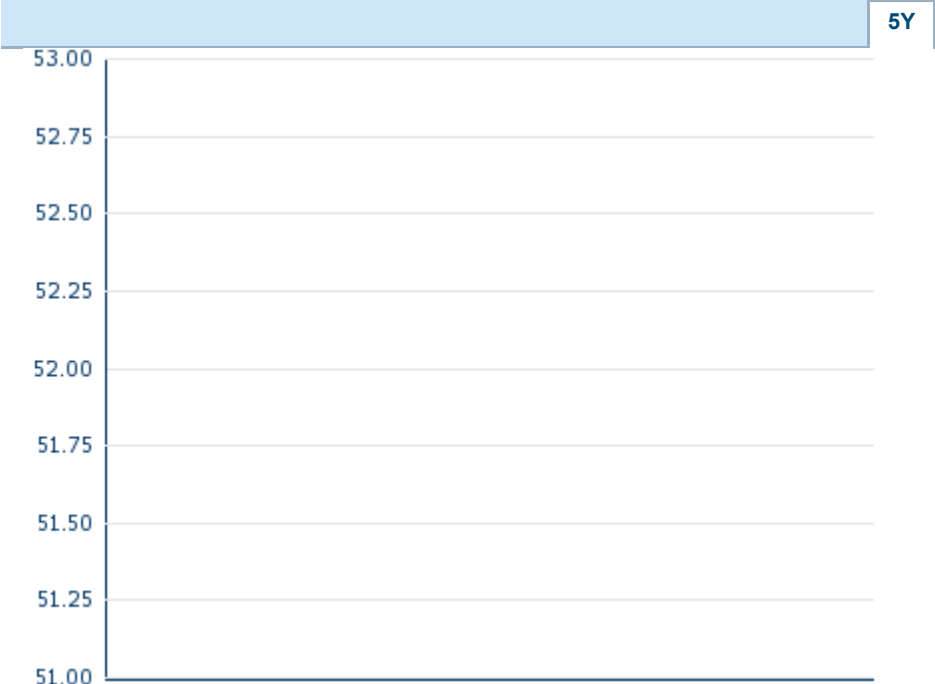
2022/09/22 17:35:58		
Price	52.00 CHF	
Difference		0.66% (0.34)

General attributes	
ISIN	US3703341046
Symbol	GIS
Exchange	SIX Swiss Exchange
Currency	CHF
Sector	Consumer Products
Security type	Stock
Market cap (m)	34,971 EUR
Benchmark	S&P 500

Market data	
Bid (Bid size)	52.00 CHF (1)
Ask (Ask size)	51.50 CHF (1)
Open	52.00 CHF
High	52.00 CHF
Low	52.00 CHF
Close (prev. day)	51.66 CHF
VWAP	57.38 CHF
Volume (pcs)	-
Trading volume	-
Number of trades	1
Last size	-









Futures and Options	
Related Futures	15
Related Options	-

PDF Downloads	
Company report: GENERAL MILLS INC. 	




Information about previous performance does not guarantee future performance.
Source: FactSet

Recent research

on sector		on market	
Date		Headline	Download
2024/08/16		Akciové trhy - denní zpráva	
2024/08/15		Akciové trhy - denní zpráva	
2024/08/14		Akciové trhy - denní zpráva	
2024/08/13		Akciové trhy - denní zpráva	
2024/08/12		Global Equity Ratings	

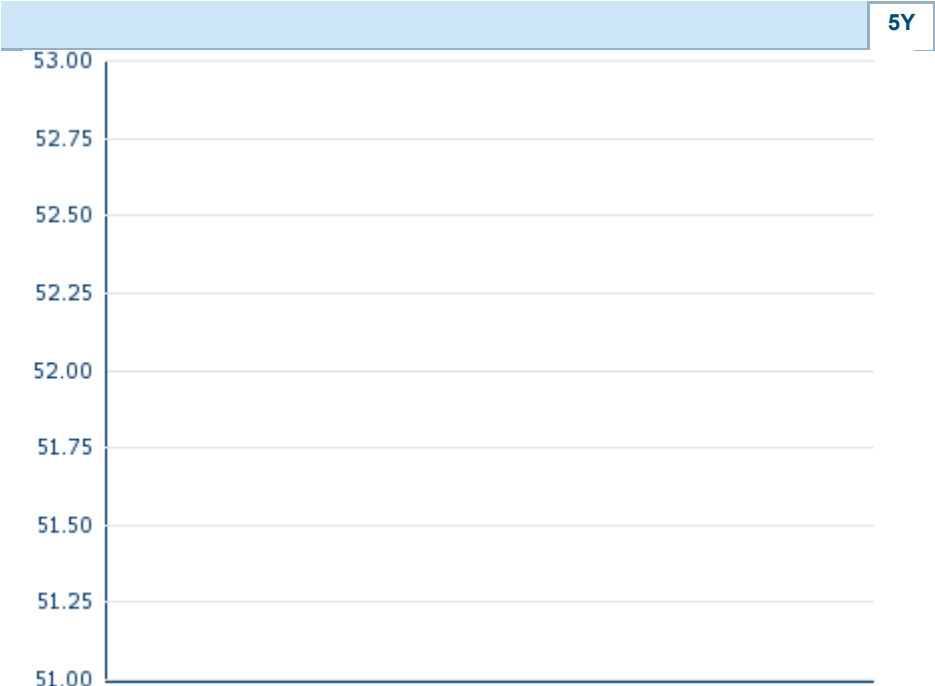
Details

2022/09/22 17:35:58		
Price	52.00 CHF	
Difference		0.66% (0.34)

General attributes	
ISIN	US3703341046
Symbol	GIS
Exchange	SIX Swiss Exchange
Currency	CHF
Sector	Consumer Products
Security type	Stock
Market cap (m)	34,971 EUR
Benchmark	S&P 500

Market data	
Bid (Bid size)	52.00 CHF (1)
Ask (Ask size)	51.50 CHF (1)
Open	52.00 CHF
High	52.00 CHF
Low	52.00 CHF
Close (prev. day)	51.66 CHF
VWAP	57.38 CHF
Volume (pcs)	-
Trading volume	-
Number of trades	1
Last size	-

Performance and Risk			
	6m	1Y	3Y
Perf (%)	-	-	-
Perf (abs.)	-	-	-
Beta	-0.37	-0.15	0.16
Volatility	-	-	-



Information about previous performance does not guarantee future performance.
Source: FactSet

Price data	
Ø price 5 days Ø volume 5 days (pcs.)	- CHF (-)
Ø price 30 days Ø volume 30 days (pcs.)	- CHF (-)
Ø price 100 days Ø volume 100 days (pcs.)	- CHF (14,370)
Ø price 250 days Ø volume 250 days (pcs.)	- CHF (-)
YTD High date	- CHF (-)
YTD Low date	- CHF (-)
52 Weeks High date	- CHF (-)
52 Weeks Low date	- CHF (-)

All listings for GENERAL MILLS INC.						
Exchange 	Date	Time	Price	Trading volume (mio.)	Number of trades	
Xetra	2024/08/16	12:00	62.71 EUR	0.00	2	
Vienna Stock Exchange	2024/08/16	11:00	62.74 EUR	0.00	2	
Tradegate	2024/08/16	12:30	62.56 EUR	0.04	9	
Stuttgart	2024/08/16	10:27	62.77 EUR	0.01	3	
SIX Swiss Exchange	2022/09/	17:35	52.00 CHF	0.00	1	

	22					
NYSE	2024/08/15	22:00	68.75 USD	270.65		45,714
Munich	2024/08/16	11:09	62.56 EUR	0.01		2
London Stock Exchange	2024/08/15	15:05	70.40 USD	16.17		3
Frankfurt	2024/08/16	11:10	62.61 EUR	0.01		2
Duesseldorf	2024/08/16	12:30	62.55 EUR	0.00		3
Berlin	2024/08/16	08:08	62.54 EUR	0.00		1

Company profile

Company Logo



Contact Details

GENERAL MILLS INC.

- -

1 General Mills Boulevard - 55426-1347
Minneapolis

Telefon: +1-763-764-7600

Fax: +

E-mail: -

PDF Downloads

Company report: GENERAL MILLS INC. 

Company Profile

General Mills, Inc. engages in the manufacture and marketing of branded consumer foods sold through retail stores. Its product categories include snacks, ready-to-eat cereal, convenient meals, pet food, refrigerated and frozen dough, baking mixes and ingredients, yogurt, and ice cream. The firm operates through the following segments: North America Retail, International, Pet, and North America Foodservice. The North America Retail segment includes grocery stores, mass merchandisers, membership stores, natural food chains, drug, dollar and discount chains, convenience stores, and e-commerce grocery providers. The International segment refers to the retail and foodservice businesses outside of the US and Canada. The Pet segment includes pet food products sold in national pet superstore chains, e-commerce retailers, grocery stores, regional pet store chains, mass merchandisers, and veterinary clinics and hospitals. The North America Foodservice segment offers ready-to-eat cereals, snacks, refrigerated yogurt, frozen meals, unbaked and fully baked frozen dough products, baking mixes, and bakery flour. The company was founded by Cadwallader C. Washburn on June 20, 1928 and is headquartered in Minneapolis, MN.

Members of Management Board

Benno Dorer	Member of Board of Directors
Cheryl Goodwin	Member of Board of Directors
Diane Neal	Member of Board of Directors
Elizabeth Lempres	Member of Board of Directors
Eric Sprunk	Member of Board of Directors
Jo Ann Jenkins	Member of Board of Directors
John Morikis	Member of Board of Directors
Jorge Alberto Uribe Lopez	Member of Board of Directors
Maria Henry	Member of Board of Directors
Maria Sastre	Member of Board of Directors
R. Clark	Member of Board of Directors
Stephen Odland	Member of Board of Directors
Jeffrey L. Harmening	Chairman of Managing Board
Dana M. McNabb	Member of Executive Committee
Jacqueline R. Williams-Roll	Member of Executive Committee
Jaime Montemayor	Member of Executive Committee
Jonathon J. Nudi	Member of Executive Committee

Karen Wilson Thissen	Member of Executive Committee
Kofi Bruce	Member of Executive Committee
Lanette Shaffer Werner	Member of Executive Committee
Pankaj Sharma	Member of Executive Committee
Paul Gallagher	Member of Executive Committee
Ricardo Fernandez	Member of Executive Committee