

KELLOGG COMPANY

ISIN: US4878361082

WKN: 487836108

Overview

2020/01/07 17:36:39

Price

55.00 CHF

Difference  1.85% (1.00)

General attributes

ISIN	US4878361082
Symbol	K
Exchange	SIX Swiss Exchange
Currency	CHF
Sector	Consumer Products
Security type	Stock
Market cap (m)	20,229 EUR
Benchmark	S&P 500

Market data

Bid (Bid size)	55.02 CHF (30)
Ask (Ask size)	52.94 CHF (380)
Open	55.00 CHF
High	55.00 CHF
Low	55.00 CHF
Close (prev. day)	54.00 CHF
VWAP	58.79 CHF
Volume (pcs)	-
Trading volume	-
Number of trades	1
Last size	-

Futures and Options




Related Futures	4
Related Options	-

5Y



Information about previous performance does not guarantee future performance.
Source: FactSet

Recent research

on sector		on market	
Date		Headline	Download
2020/08/07		Měsíční strategie - akcie	
2020/08/07		Akciové trhy - denní zpráva	
2020/08/06		Akciové trhy - denní zpráva	
2020/08/05		Akciové trhy - denní zpráva	
2020/08/04		Akciové trhy - denní zpráva	

Details

2020/01/07 17:36:39

Price

55.00 CHF

Difference ▲ 1.85% (1.00)

General attributes

ISIN	US4878361082
Symbol	K
Exchange	SIX Swiss Exchange
Currency	CHF
Sector	Consumer Products
Security type	Stock
Market cap (m)	20,229 EUR
Benchmark	S&P 500

Market data

Bid (Bid size)	55.02 CHF (30)
Ask (Ask size)	52.94 CHF (380)
Open	55.00 CHF
High	55.00 CHF
Low	55.00 CHF
Close (prev. day)	54.00 CHF
VWAP	58.79 CHF
Volume (pcs)	-
Trading volume	-
Number of trades	1
Last size	-

Performance and Risk

	6m	1Y	3Y
Perf (%)	+3.89%	-1.43%	-26.96%
Perf (abs.)	+2.06	-0.80	-20.30
Beta	0.46	0.46	0.44
Volatility	16.06	16.28	17.76

5Y



Information about previous performance does not guarantee future performance.
Source: FactSet

Price data

Ø price 5 days Ø volume 5 days (pcs.)	53.79 CHF (0)
Ø price 30 days Ø volume 30 days (pcs.)	56.28 CHF (0)
Ø price 100 days Ø volume 100 days (pcs.)	56.99 CHF (1)
Ø price 250 days Ø volume 250 days (pcs.)	63.32 CHF (3)
YTD High date	55.00 CHF (2020/01/07)
YTD Low date	55.00 CHF (2020/01/07)
52 Weeks High date	59.50 CHF (2019/04/29)
52 Weeks Low date	52.94 CHF (2019/06/28)

All listings for KELLOGG COMPANY

Exchange ⊕	Date	Time	Price	Trading volume (mio.)	Number of trades
Xetra	2020/08/07	17:35	58.55 EUR	0.01	2
Vienna Stock Exchange	2020/08/07	17:32	58.60 EUR	0.00	3
Tradegate	2020/08/07	22:26	58.97 EUR	0.01	7
Stuttgart	2020/08/07	17:47	58.55 EUR	0.00	5
SIX Swiss Exchange	2020/01/07	17:36	55.00 CHF	0.00	1

	07					
NYSE	2020/08/07	22:10	69.52 USD	91.30		16,178
Munich	2020/08/07	08:00	58.10 EUR	0.00		2
London Stock Exchange	2020/07/31	17:30	69.341 USD	0.01		1
Hamburg	2020/08/07	09:10	57.80 EUR	0.00		2
Frankfurt	2020/08/07	15:47	58.79 EUR	0.00		2
Duesseldorf	2020/08/07	19:50	58.76 EUR	0.00		5
Berlin	2020/08/07	08:08	58.12 EUR	0.00		2

Company profile

Company Logo



Company Profile

-

Contact Details

KELLOGG

--

One Kellogg Square P - MI 49016 Battle
Creek

Telefon: (269) 961-2000

Fax: (269) 961-2871

E-mail: -