

EVONIK INDUSTRIES AG

ISIN: DE000EVNK013 WKN: EVNK01

Overview

2019/06/28 17:50:00

Price

28.47 CHF

Difference ▲ 6.03% (1.62)

General attributes

ISIN DE000EVNK013

Symbol EVK

Exchange SIX Swiss Exchange

Currency CHF

Sector Chemical / Pharmaceutical / Health

Security type Stock

Market cap (m) 8,926 EUR

Benchmark GERMANY DAX

Market data

Bid (Bid size) 18.30 CHF (150)

Ask (Ask size) 28.82 CHF (700)

Open 28.47 CHF

High 28.47 CHF

Low 28.47 CHF

Close (prev. day) 26.85 CHF

VWAP 17.29 CHF

Volume (pcs) 186

Trading volume 5,295.42

Number of trades 4

Last size -

Futures and Options

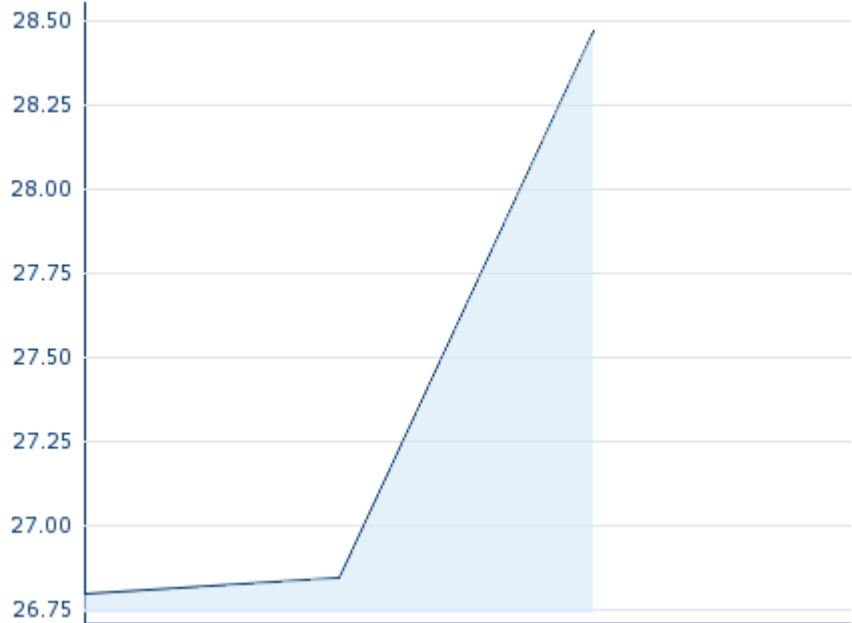
Related Futures 23

Related Options -

PDF Downloads

Company report: EVONIK INDUSTRIES AG 


5Y



Information about previous performance does not guarantee future performance.

Source: FactSet

Recent research

on sector		on market	
Date		Headline	Download
2024/04/26		Global Equity Ratings	
2024/04/03		Global Equity Ratings	
2024/03/13		Global Equity Ratings	
2024/02/22		Global Equity Ratings	
2024/02/14		Global Equity Ratings	

Details

2019/06/28 17:50:00

Price

28.47 CHF

Difference ▲ 6.03% (1.62)

General attributes

ISIN	DE000EVNK013
Symbol	EVK
Exchange	SIX Swiss Exchange
Currency	CHF
Sector	Chemical / Pharmaceutical / Health
Security type	Stock
Market cap (m)	8,926 EUR
Benchmark	GERMANY DAX

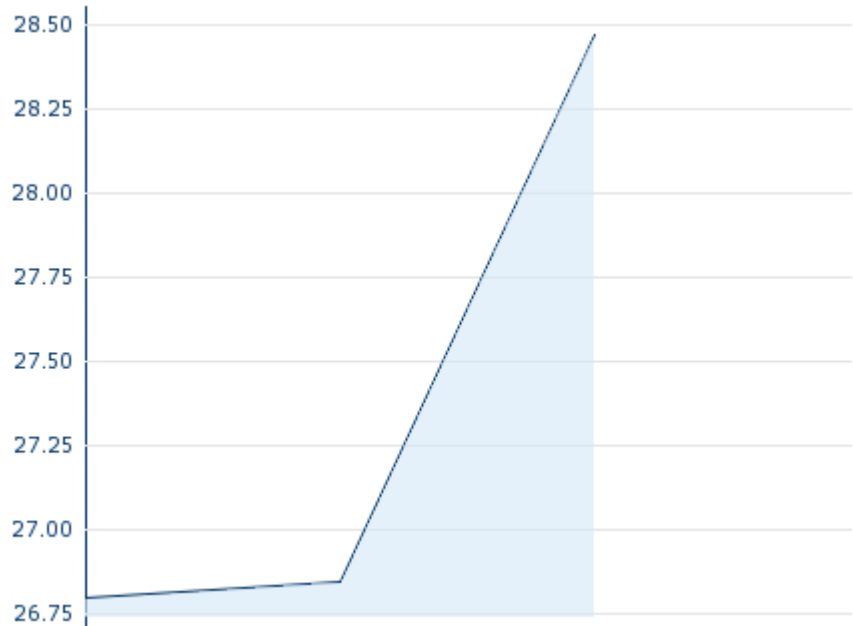
Market data

Bid (Bid size)	18.30 CHF (150)
Ask (Ask size)	28.82 CHF (700)
Open	28.47 CHF
High	28.47 CHF
Low	28.47 CHF
Close (prev. day)	26.85 CHF
VWAP	17.29 CHF
Volume (pcs)	186
Trading volume	5,295.42
Number of trades	4
Last size	-

Performance and Risk

	6m	1Y	3Y
Perf (%)	-	-	-
Perf (abs.)	-	-	-
Beta	0.72	0.83	0.97
Volatility	-	-	-

5Y



Information about previous performance does not guarantee future performance.
Source: FactSet

Price data

Ø price 5 days Ø volume 5 days (pcs.)	- CHF (53,852)
Ø price 30 days Ø volume 30 days (pcs.)	- CHF (194,608)
Ø price 100 days Ø volume 100 days (pcs.)	16.40 CHF (79,761)
Ø price 250 days Ø volume 250 days (pcs.)	26.69 CHF (35,593)
YTD High date	- CHF (-)
YTD Low date	- CHF (-)
52 Weeks High date	- CHF (-)
52 Weeks Low date	- CHF (-)

All listings for EVONIK INDUSTRIES AG

Exchange ⊕	Date	Time	Price	Trading volume (mio.)	Number of trades
Xetra	2024/04/26	17:35	19.155 EUR	20.01	2,119
Vienna Stock Exchange	2024/04/26	17:32	19.14 EUR	0.00	2
Tradegate	2024/04/26	22:02	19.11 EUR	0.87	99
Stuttgart	2024/04/26	21:55	19.105 EUR	0.13	75

SIX Swiss Exchange	2019/ 06/28	17:50	28.47 CHF	0.01	4
Munich	2024/ 04/26	08:00	19.00 EUR	0.00	1
London Stock Exchange European Trade Reporting	2024/ 04/26	17:30	18.9125 EUR	3.99	2
Hanover	2024/ 04/26	08:23	19.10 EUR	0.00	1
Hamburg	2024/ 04/26	08:23	19.10 EUR	0.00	1
Frankfurt	2024/ 04/26	17:20	19.135 EUR	0.03	6
FINRA other OTC Issues	2024/ 04/24	17:22	19.6725 USD	0.08	2
Euronext Milan MTF Trading After Hours	2024/ 04/26	17:44	19.17 EUR	0.00	1
Euronext Milan MTF Global Equity Market	2024/ 04/26	17:44	19.17 EUR	0.00	1
Duesseldorf	2024/ 04/26	19:30	19.05 EUR	0.00	3
Berlin	2024/ 04/26	08:02	19.00 EUR	0.00	1

Company profile

Company Logo

Contact Details

EVONIK INDUSTRIES AG

--

Rellinghauser Strasse 111 - 45128 Essen

Telefon: +49-201-177-01

Fax: +49-201-177-3475

E-mail: info@evonik.com

PDF Downloads

Company report: EVONIK INDUSTRIES AG 

Company Profile

Evonik Industries AG operates as a holding company, which engages in the manufacture of specialty chemical products. It operates through the following segments: Specialty Aditives, Nutrition & Care, Smart Materials, Performance Materials, and Technology & Infrastructure. The Specialty Aditives segment includes powerful additives and versatile crosslinkers. The Nutrition & Care segment provides products for human well-being and the quality of life. The Smart Materials segment includes businesses with innovative materials that enable resource-saving solutions and replace conventional materials. The Performance Materials segment brings together businesses with the same DNA and it focus on resource-saving production, new applications and specialties. The Technology & Infrastructure segment provides services which are required across the asset lifecycle of chemical production plants. The company was founded in 1919 and is headquartered in Essen, Germany.

Members of Management Board

Christian Kullmann	Chairman of Managing Board
Harald Schwager	Member of Executive Committee
Maike Schuh	Member of Executive Committee
Thomas Wessel	Member of Executive Committee

Board of directors

Bernd Tönjes	Chairman of Supervisory Board
Aldo Belloni	Member of Supervisory Board
Ariane Reinhart	Member of Supervisory Board
Barbara Albert	Member of Supervisory Board
Barbara Grunewald	Member of Supervisory Board
Christian Kohlpaintner	Member of Supervisory Board
Thomas Sauer	Member of Supervisory Board
Volker Trautz	Member of Supervisory Board
Alexandra Krieger	Member of Supervisory Board
Angela Titzrath	Member of Supervisory Board
Cedrik Neike	Member of Supervisory Board
Gerd Schlengermann	Member of Supervisory Board
Gerhard Ribbeheger	Member of Supervisory Board
Harald Sirkorski	Member of Supervisory Board
Hussin El Moussaoui	Member of Supervisory Board
Karin Erhard	Member of Supervisory Board
Martin Albers	Member of Supervisory Board
Martin Kubessa	Member of Supervisory Board
Martina Reisch	Member of Supervisory Board

Michael Rüdiger	Member of Supervisory Board
Ulrich Weber	Member of Supervisory Board
Werner Fuhrmann	Member of Supervisory Board