

## CHIMERIX INC.

ISIN: **US16934W1062**WKN: **16934W106**

## Overview

2024/07/17 20:30:22

5Y

## Price

0.864 EUR

Difference  -1.37% (-0.01)

## General attributes

ISIN	US16934W1062
Symbol	CMRX
Exchange	Berlin
Currency	EUR
Sector	Chemical / Pharmaceutical / Health
Security type	Stock
Market cap (m)	77 EUR
Benchmark	S&P 500

## Market data

Bid (Bid size)	-
Ask (Ask size)	-
Open	0.868 EUR
High	0.876 EUR
Low	0.864 EUR
Close (prev. day)	0.876 EUR
VWAP	-
Volume (pcs)	0
Trading volume	0.00
Number of trades	19
Last size	0

## Futures and Options







Related Futures	-
Related Options	-



Information about previous performance does not guarantee future performance.

Source: FactSet

## Recent research

on sector		on market	
Date		Headline	Download
2024/07/12		Global Equity Ratings	
2024/06/21		Global Equity Ratings	
2024/06/14		Global Equity Ratings	
2024/05/29		Global Equity Ratings	
2024/04/26		Global Equity Ratings	

## Details

2024/07/17 20:30:22

## Price

0.864 EUR

Difference  -1.37% (-0.01)

## General attributes

ISIN	US16934W1062
Symbol	CMRX
Exchange	Berlin
Currency	EUR
Sector	Chemical / Pharmaceutical / Health
Security type	Stock
Market cap (m)	77 EUR
Benchmark	S&P 500

## Market data

Bid (Bid size)	-
Ask (Ask size)	-
Open	0.868 EUR
High	0.876 EUR
Low	0.864 EUR
Close (prev. day)	0.876 EUR
VWAP	-
Volume (pcs)	0
Trading volume	0.00
Number of trades	19
Last size	0

## Performance and Risk

	6m	1Y	3Y
Perf (%)	-0.07%	-18.03%	-86.13%
Perf (abs.)	+0.00	-0.19	-5.37
Beta	-0.08	0.59	1.47
Volatility	49.32	46.20	88.84

5Y



Information about previous performance does not guarantee future performance.  
Source: FactSet

## Price data

Ø price 5 days   Ø volume 5 days (pcs.)	0.838 EUR (0)
Ø price 30 days   Ø volume 30 days (pcs.)	0.825 EUR (0)
Ø price 100 days   Ø volume 100 days (pcs.)	0.908 EUR (0)
Ø price 250 days   Ø volume 250 days (pcs.)	0.919 EUR (8)
YTD High   date	1.191 EUR (2024/02/28)
YTD Low   date	0.737 EUR (2024/07/09)
52 Weeks High   date	1.191 EUR (2024/02/28)
52 Weeks Low   date	0.737 EUR (2024/07/09)

## Arbitrage views

Exchange 	Date	Time	Price	Trading volume (mio.)	Number of trades
Tradegate	2024/07/17	22:02	0.863 EUR	0.00	1
Stuttgart	2024/07/17	21:58	0.844 EUR	0.00	8
Nasdaq	2024/07/17	22:00	0.943 USD	0.17	634
Munich	2024/07/17	08:01	0.856 EUR	0.00	2
Frankfurt	2024/07/17	21:55	0.852 EUR	0.00	9
Duesseldorf	2024/07/17	19:30	0.847 EUR	0.00	6
Berlin	2024/07/17	20:30	0.864 EUR	0.00	19

## Company profile

### Company Logo



### Contact Details

CHIMERIX INC.

--

----

Telefon: -

Fax: -

E-mail: -

### Company Profile

-

### Members of Management Board

Michael Sherman Chairman of Board of Directors

Lisa Decker Member of Board of Directors

Pratik Multani Member of Board of Directors

Robert Meyer Member of Board of Directors

Clarence Machado Member of Board of Directors

Fred Middleton Member of Board of Directors

Marc Kozin Member of Board of Directors

Martha Demski Member of Board of Directors

Victoria Vakiener Member of Board of Directors