

## AUSTRIA ROTX(EUR)

ISIN: **AT0000600473** WKN: -

## Overview

2024/10/18 17:45:00

Price

**22,028.49** EURDifference  -0.19% (-42.49)

## General attributes

ISIN	AT0000600473
Symbol	-
Country	Romania
Instruments in index	13
Type of index	-
Security type	Index

## Market data






Open	22,070.54 EUR
High	22,139.27 EUR
Low	22,023.40 EUR
Close (prev. day)	22,070.98 EUR
Trading volume (m)	-
Volume (pcs)	-

## Top 5

Name 	Price	+ - (%) 	Trend 
ONE UNITED...	0.514	+0.78	
S.N. NUCLE...	43.10	+0.23	
FONDUL PRO...	0.3414	+0.06	

Intraday **1W 1M 6m 1Y 3Y**

## Flop 5

Name 	Price	+ - (%) 	Trend 
BRD - GROU...	20.65	-0.72	
S.P.E.E.H....	122.70	-0.41	
DIGI COMMU...	66.80	-0.30	
OMV PETROM...	0.7215	-0.28	
SOCIETATEA...	5.42	-0.18	

Intraday **1W 1M 6m 1Y 3Y**

## Futures and Options

Related Futures	-
Related Options	-

5Y














Information about previous performance does not guarantee future performance.

Source: FactSet

## Recent research

## on market

Date	Headline	Download 
2024/10/15	 Endgültige Inflationszahlen und Handelsdaten	
2024/10/14	 Rebound in manufacturing unlikely to be sustained	
2024/10/13	 Final inflation numbers and trade data	
2024/10/11	 We revise upwards year-end inflation forecast at 4...	
2024/10/10	 CEE is not finished with monetary easing, rates wi...	

## Details

2024/10/18 17:45:00

Price

**22,028.49** EURDifference  -0.19% (-42.49)

## General attributes

ISIN AT0000600473

Symbol -

Country Romania

Security type Index

Instruments in index 13

## Market data

Open 22,070.54 EUR

High 22,139.27 EUR

Low 22,023.40 EUR

Close (prev. day) 22,070.98 EUR

Trading volume (m) -

Volume (pcs) -

## Performance and Risk

	6m	1Y	3Y
Perf (%)	+4.25%	+23.03%	+42.18%
Perf (abs.)	+897.10	+4,123.57	+6,534.58
Beta	-	-	-
Volatility	11.86	10.74	14.88



Information about previous performance does not guarantee future performance.  
Source: FactSet

## Price data

Ø price 5 days   Ø volume 5 days (pcs.)	22,123.76 EUR (0)
Ø price 30 days   Ø volume 30 days (pcs.)	22,182.78 EUR (0)
Ø price 100 days   Ø volume 100 days (pcs.)	22,659.87 EUR (0)
Ø price 250 days   Ø volume 250 days (pcs.)	21,245.40 EUR (0)
YTD High   date	23,589.16 EUR (2024/07/24)
YTD Low   date	19,294.75 EUR (2024/01/04)
52 Weeks High   date	23,589.16 EUR (2024/07/24)
52 Weeks Low   date	17,568.29 EUR (2023/10/20)

## Composition

Name  ISIN	Price	Diff %  Diff +/-	Performance 	Date Time	Turnover Pc.  Turnover Money 
BANCA TRANSILVANIA SA ROTLVAACNOR1	27.60	0.00% 0.00		24/10/18 16:59:09	366,282 10,094,167.35
BRD - GROUPE SOCIETE GENE... ROBRDBACNOR2	20.65	-0.72% -0.15		24/10/18 16:53:23	8,394 173,747.50
DIGI COMMUNICATIONS N.V. ... NL0012294474	66.80	-0.30% -0.20		24/10/18 16:55:38	1,930 129,157.20
FONDUL PROPRIETATEA RON0... ROFPTAACNOR5	0.3414	0.06% 0.00		24/10/18 16:50:24	3,888,532 1,314,282.54
MED LIFE S.A RON0.25 ROMEDLACNOR6	5.79	-0.17% -0.01		24/10/18 16:21:37	47,282 272,429.85
OMV PETROM S.A. RON0.1 ROSNPPACNOR9	0.7215	-0.28% -0.00		24/10/18 16:50:23	1,580,481 1,142,662.63
ONE UNITED PROPERTIES RON... ROJ8YZPDHWW8	0.514	0.78% 0.00		24/10/18 16:58:37	305,470 157,070.79
S.N. NUCLEARELECTRICA S.A... ROSNNEACNOR8	43.10	0.23% 0.10		24/10/18 16:52:49	4,264 183,562.25
S.N.T.G.N. TRANSGAZ S.A R... ROTGNTACNOR8	23.90	0.00% 0.00		24/10/18 16:50:23	2,858 68,190.70
S.P.E.E.H. HIDROELECTRICA... RO4Q0Z5RO1B6	122.70	-0.41% -0.50		24/10/18 16:50:22	4,750 586,181.10
SOCIETATEA ENERGETICA ELE... ROELECACNOR5	13.28	-0.15% -0.02		24/10/18 16:28:30	16,598 219,954.66
SOCIETATEA NATL DE GAZE N... ROSNGNACNOR3	5.42	-0.18% -0.01		24/10/18 16:57:13	57,439 311,367.65
TRANSPORT TRADE SERVICES ... ROYCRRK66RD8	7.07	0.00% 0.00		24/10/18 16:59:47	39,514 279,083.28