

AUSTRIA ROTX(EUR)

ISIN: **AT0000600473** WKN: -

Overview

2024/09/18 15:00:00

Price

22,162.16 EURDifference  0.19% (41.09)

General attributes

ISIN AT0000600473

Symbol -

Country Romania

Instruments in index 14

Type of index -

Security type Index

Market data

Open 22,120.41 EUR

High 22,192.98 EUR

Low 22,064.91 EUR

Close (prev. day) 22,121.07 EUR

Trading volume (m) -

Volume (pcs) -

Top 5

Name 	Price	+ - (%) 	Trend 
MED LIFE S...	5.99	+2.57 	
FONDUL PRO...	0.3968	+2.43 	
S.P.E.E.H....	122.70	+1.49 	
DIGI COMMU...	69.00	+0.58 	
S.N. NUCLE...	41.45	+0.36 	

Intraday 1W 1M 6m 1Y 3Y

Flop 5

Name 	Price	+ - (%) 	Trend 
SOCIETATEA...	5.43	-1.27 	
S.N.T.G.N....	23.10	-0.86 	
BRD - GROU...	19.84	-0.80 	
ONE UNITED...	0.577	-0.69 	
SOCIETATEA...	14.42	-0.28 	

Intraday 1W 1M 6m 1Y 3Y

5Y














Information about previous performance does not guarantee future performance.

Source: FactSet

Recent research

on market

Date	Headline	Download 
2024/09/16	 Industry, producer prices and labor market data	
2024/09/13	 Industrial output down in July	
2024/09/13	 CEE Germany's underperformance is sneaking into ...	
2024/09/12	 Romania Pre-election public spending bonanza	
2024/09/11	 August inflation decelerated, in line with our cal...	

Futures and Options

Related Futures -

Related Options -

Details

2024/09/18 15:00:00

Price

22,162.16 EURDifference  0.19% (41.09)

General attributes

ISIN AT0000600473

Symbol -

Country Romania

Security type Index

Instruments in index 14

Market data

Open 22,120.41 EUR

High 22,192.98 EUR

Low 22,064.91 EUR

Close (prev. day) 22,121.07 EUR

Trading volume (m) -

Volume (pcs) -

Performance and Risk

	6m	1Y	3Y
Perf (%)	+8.81%	+26.17%	+46.71%
Perf (abs.)	+1,791.57	+4,587.72	+7,043.29
Beta	-	-	-
Volatility	11.54	10.97	14.84



Information about previous performance does not guarantee future performance.

Source: FactSet

Price data

Ø price 5 days Ø volume 5 days (pcs.)	21,999.67 EUR (0)
Ø price 30 days Ø volume 30 days (pcs.)	22,651.62 EUR (0)
Ø price 100 days Ø volume 100 days (pcs.)	22,590.72 EUR (0)
Ø price 250 days Ø volume 250 days (pcs.)	20,824.84 EUR (0)
YTD High date	23,589.16 EUR (2024/07/24)
YTD Low date	19,294.75 EUR (2024/01/04)
52 Weeks High date	23,589.16 EUR (2024/07/24)
52 Weeks Low date	17,474.80 EUR (2023/10/10)

Composition

Name  ISIN	Price	Diff %  Diff +/-	Performance 	Date Time	Turnover Pc.  Turnover Money 
BANCA TRANSILVANIA SA ROTLVAACNOR1	27.75	-0.18% -0.05		24/09/18 14:59:01	87,265 2,422,653.80
BRD - GROUPE SOCIETE GENE... ROBRDBACNOR2	19.84	-0.80% -0.16		24/09/18 14:59:56	39,558 782,905.76
DIGI COMMUNICATIONS N.V. ... NL0012294474	69.00	0.58% 0.40		24/09/18 14:53:15	7,488 515,544.00
FONDUL PROPRIETATEA RON0... ROFPTAACNOR5	0.3968	2.43% 0.01		24/09/18 14:59:50	9,271,771 3,640,899.53
MED LIFE S.A RON0.25 ROMEDLACNOR6	5.99	2.57% 0.15		24/09/18 14:43:10	38,200 227,666.77
OMV PETROM S.A. RON0.1 ROSNPPACNOR9	0.73	0.34% 0.00		24/09/18 14:58:10	6,503,635 4,735,871.85
ONE UNITED PROPERTIES RON... ROJ8YZPDHWW8	0.577	-0.69% -0.00		24/09/18 14:56:04	788,919 453,361.67
S.N. NUCLEARELECTRICA S.A... ROSNNEACNOR8	41.45	0.36% 0.15		24/09/18 14:51:57	16,208 669,600.45
S.N.T.G.N. TRANSGAZ S.A R... ROTGNTACNOR8	23.10	-0.86% -0.20		24/09/18 14:58:58	3,460 79,449.60
S.P.E.E.H. HIDROELECTRICA... RO4Q0Z5RO1B6	122.70	1.49% 1.80		24/09/18 14:59:12	25,378 3,083,382.90
SOCIETATEA ENERGETICA ELE... ROELECACNOR5	14.42	-0.28% -0.04		24/09/18 14:23:32	9,301 133,417.68
SOCIETATEA NATL DE GAZE N... ROSNGNACNOR3	5.43	-1.27% -0.07		24/09/18 14:58:06	46,211 252,334.41
TRANSELECTRICA SA RON10 ROTSELACNOR9	40.25	-0.25% -0.10		24/09/18 14:23:42	636 25,607.05
TRANSPORT TRADE SERVICES ... ROYCRRK66RD8	6.60	0.15% 0.01		24/09/18 14:23:09	84,468 558,164.86