

## AUSTRIA ROTX(EUR)

ISIN: AT0000600473 WKN: -

## Overview

2024/07/23 17:45:00

Price

**23,460.80** EURDifference  0.54% (125.26)

## General attributes

ISIN AT0000600473

Symbol -

Country Romania

Instruments in index 14

Type of index -

Security type Index

## Market data

Open 23,331.55 EUR

High 23,579.95 EUR

Low 23,330.37 EUR

Close (prev. day) 23,335.54 EUR

Trading volume (m) -

Volume (pcs) -

## Top 5

Name 	Price	+ - (%) 	Trend 
MED LIFE S...	5.87	+1.21 	
BRD - GROU...	22.50	+1.12 	
OMV PETROM...	0.788	+0.70 	
SOCIATEA...	5.96	+0.68 	
TRANSELECT...	47.90	+0.63 	

Intraday 1W 1M 6m 1Y 3Y

## Flop 5

Name 	Price	+ - (%) 	Trend 
DIGI COMMU...	64.20	-0.31 	
S.N.T.G.N...	25.00	-0.20 	

Intraday 1W 1M 6m 1Y 3Y

## Futures and Options

Related Futures -

Related Options -

5Y












Information about previous performance does not guarantee future performance.

Source: FactSet

## Recent research

## on market

Date	Headline	Download 
2024/07/22	 CEE   Baltics   Economic performance further diver...	
2024/07/22	 Will Hungarian central bank pause or continue with...	
2024/07/18	 Western Balkan and the EU - who is ready?	
2024/07/15	 Data mix in the week to come	
2024/07/12	 Bumpy recovery of manufacturing	

## Details

2024/07/23 17:45:00

Price

**23,460.80** EURDifference  0.54% (125.26)

## General attributes

ISIN AT0000600473

Symbol -

Country Romania

Security type Index

Instruments in index 14

## Market data

Open 23,331.55 EUR

High 23,579.95 EUR

Low 23,330.37 EUR

Close (prev. day) 23,335.54 EUR

Trading volume (m) -

Volume (pcs) -

## Performance and Risk

	6m	1Y	3Y
Perf (%)	+20.30%	+39.43%	+61.19%
Perf (abs.)	+3,958.24	+6,634.76	+8,905.91
Beta	-	-	-
Volatility	9.40	10.59	14.67



Information about previous performance does not guarantee future performance.  
Source: FactSet

## Price data

Ø price 5 days   Ø volume 5 days (pcs.)	23,434.59 EUR (0)
Ø price 30 days   Ø volume 30 days (pcs.)	22,935.09 EUR (0)
Ø price 100 days   Ø volume 100 days (pcs.)	21,868.13 EUR (0)
Ø price 250 days   Ø volume 250 days (pcs.)	19,901.88 EUR (0)
YTD High   date	23,579.95 EUR (2024/07/23)
YTD Low   date	19,294.75 EUR (2024/01/04)
52 Weeks High   date	23,579.95 EUR (2024/07/23)
52 Weeks Low   date	16,057.72 EUR (2023/08/18)

## Composition

Name  ISIN	Price	Diff %  Diff +/-	Performance 	Date Time	Turnover Pc.  Turnover Money 
BANCA TRANSILVANIA SA ROTLVAACNOR1	28.40	0.53% 0.15		24/07/23 16:59:45	399,208 11,366,376.50
BRD - GROUPE SOCIETE GENE... ROBRDBACNOR2	22.50	1.12% 0.25		24/07/23 16:58:32	64,657 1,460,799.25
DIGI COMMUNICATIONS N.V. ... NL0012294474	64.20	-0.31% -0.20		24/07/23 16:44:43	11,091 711,412.40
FONDUL PROPRIETATEA RON0... ROFPTAACNOR5	0.399	0.00% 0.00		24/07/23 16:44:06	4,295,035 1,716,088.52
MED LIFE S.A RON0.25 ROMEDLACNOR6	5.87	1.21% 0.07		24/07/23 16:53:31	1,374,412 8,078,817.37
OMV PETROM S.A. RON0.1 ROSNPPACNOR9	0.788	0.70% 0.01		24/07/23 16:59:04	10,953,743 8,665,638.65
ONE UNITED PROPERTIES RON... ROJ8YZPDHWW8	0.852	0.35% 0.00		24/07/23 16:53:11	2,855,122 2,433,690.66
S.N. NUCLEARELECTRICA S.A... ROSNNEACNOR8	47.50	0.32% 0.15		24/07/23 16:50:13	24,250 1,150,664.00
S.N.T.G.N. TRANSGAZ S.A R... ROTGNTACNOR8	25.00	-0.20% -0.05		24/07/23 16:42:43	14,865 371,934.95
S.P.E.E.H. HIDROELECTRICA... RO4Q0Z5RO1B6	128.00	0.55% 0.70		24/07/23 16:53:05	24,909 3,188,501.50
SOCIETATEA ENERGETICA ELE... ROELECACNOR5	16.30	0.25% 0.04		24/07/23 16:55:30	70,252 1,143,246.68
SOCIETATEA NATL DE GAZE N... ROSNGNACNOR3	5.96	0.68% 0.04		24/07/23 16:53:45	447,807 2,664,443.45
TRANSELECTRICA SA RON10 ROTSELACNOR9	47.90	0.63% 0.30		24/07/23 16:50:11	7,510 358,843.45
TRANSPORT TRADE SERVICES ... ROYCRRK66RD8	25.00	0.00% 0.00		24/07/23 16:50:13	321,401 8,034,703.55